SYMBOL DEFINITION			MISSING NUMBERS
A DIMENSION WITHOUT AN INSPECTION REPORT SYMBOL (□) DOES NOT REQUIRE INSPECTION. IT MAY BE CONTROLLED ON AN INDIVIDUAL COMPONENT DRAWING.	TOTAL NO. OF SYMBOLS ON DRAWING	13	14-16,
	LAST NO. USED	19	

DWG STATUS DATE	STG	REV	N/P	CHG	ZONE	REVISION HISTORY	AUTH	DR	AP/D	AP/D/C
27AU99	R	001	-	-		ALL ACTIVE PARTS - REDRAWN TO PD & ADDED CARRIER STRIP & SEAL ASSEMBLY INFORMATION	990009	RGT	CMP	JH
27AU99	R	002	-	-		ALL ACTIVE PARTS - LETTER DIM V WAS 20.2	198182	RGT	CMP	JH
09JA03	R	03	-	-		SHEET 1 OF 3 WAS SHEET 1 OF 2	230755	ECB	JAA	ASL
29NO04	R	04	-	-		15305232 - REVISED MATERIAL CODE	261521	END	END	BG
21FE05	R	05	-	-		ALL ACTIVE PARTS - UPDATED MAT'L SPECS; REVISED MATING BLADE TOLERANCE (NOTE#2)1 7.05+0.3-0.2 WAS 7.05+0.25-0.3 & ADDED NOTE #5	264738	END	END	BG
06JN05	R	06	-	-		REVISED GRAPHICS	268139	MJM	MJM	BG
27OC06	R	07	-	-		UPDATED PDM ATTRIBUTES	286199	MM	MM	BG
19JL11	R	08	-	-		ALL ACTIVE PARTS - DIM "V" TOL WAS ±0.3	414803	HRS	HRS	GEM
15AU12	R	09	-	-		UPDATED PDM ATTRIBUTES	418815	JFF	JRV	JFF

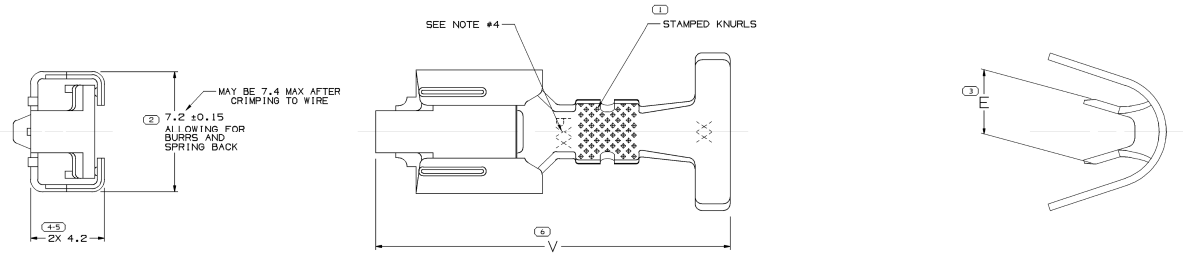

TYPE 101

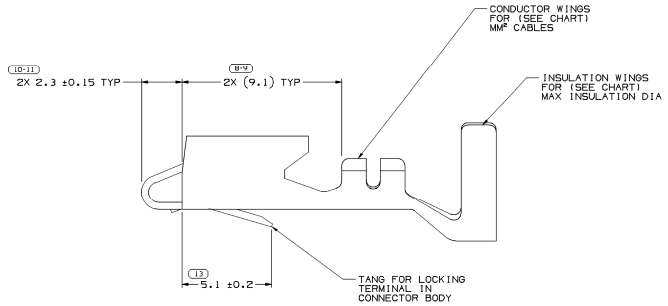

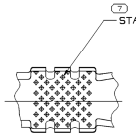

TYPE 102
SAME AS TYPE 101
EXCEPT AS SHOWN

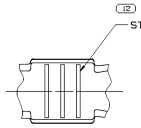

TYPE 103
SAME AS TYPE 101
EXCEPT AS SHOWN

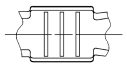

TYPE 104
SAME AS TYPE 103
EXCEPT AS SHOWN

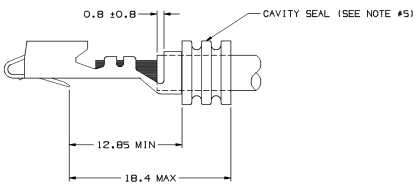

SCALE 5:1

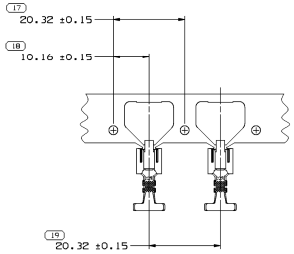

CARRIER STRIP VIEW
SCALE 2:1

NOTES

1. UNLESS OTHERWISE SPECIFIED AND/OR INDICATED:

   DIMENSIONS ARE TO FACE OF VIEW SHOWN AND AUTOMATICALLY ROUNDED BY COMPUTER FOR INSPECTION (SEE MATH MODEL FOR PRECISE DIMENSIONS). FOR ALL OTHER DIMENSIONS NOT SHOWN BUT REQUIRED FOR TOOL BUILD, SEE MATH MODEL FOR PRECISE TOOL PATH DATA.

2. RECOMMENDED MATING BLADE 0.8 +0.04/-0.03 THK X 6.3 ±0.1 WIDE.

3. THIS PART ACCEPTS THE FOLLOWING COMPONENTS OR EQUIVALENT:

   TERMINAL 12020127

4. "PXX" INDICATES "P" PLUS LAST TWO DIGITS OF MAKE DIE SERIES NUMBER (P01, P02, P03, ETC).

5. TERMINAL TO CRIMP AND RETAIN CAVITY SEAL 12052386 OR EQUIVALENT.

6. DO NOT PROBE, TEST OR OTHERWISE CONTACT THE INTERIOR REGION (THE SPRING OR ANY MOVING PART) OF THIS TERMINAL. SEVERE DAMAGE CAN OCCUR, COMPROMISING THE PERFORMANCE OF THE ELECTRICAL INTERFACE.

					15317332	03	AC	0.406 X 33.32	AG PLATED COPPER NICKEL ALLOY	6-4	10	5.24	104	5.7	19.48
					15317331	03	AC	0.406 X 33.32	COPPER ALLOY	6-4	10	5.24	103	5.7	19.48
					15305232	02	AC	0.406 X 33.32	AG PLATED COPPER NICKEL ALLOY	5-3	11	5.24	101	4.6	19.48
12066562	F	-	0.406 X 33.32	COPPER ALLOY	12052458	F	-	0.406 X 33.32	COPPER ALLOY	3	12	4.9	101	4.6	19.79
12066561	F	-	0.406 X 33.32	COPPER ALLOY	12052457	08	AC	0.406 X 33.32	COPPER ALLOY	0.8-0.5	19	2.68	102	3.2	19.79
12066560	G	-	0.406 X 33.32	COPPER ALLOY	12052456	09	AC	0.406 X 33.32	COPPER ALLOY	5-3	11	5.24	101	4.6	19.48
12066559	E	-	0.406 X 33.32	COPPER ALLOY	12052455	07	AC	0.406 X 33.32	COPPER ALLOY	2-1	15	3.59	101	3.7	19.79
PART NO	REV	N/P	MAT'L SIZE	MAT'L SPEC	PART NO	REV	N/P	MAT'L SIZE	MAT'L SPEC	SIZE (MM²)	ID	DIA	TYPE	E ±0.4	V +0.7 -0.3
UNPLATED								PLATED		CABLE					

A "-" IN THE DRAWN THROUGH A PART NUMBER INDICATES THAT PHYSICAL PARTS ARE NOT AVAILABLE FOR ORDERING.

PART NUMBERS THAT DO NOT HAVE A LINE PRESENT INDICATE THAT PHYSICAL PARTS ARE AVAILABLE FOR ORDERING.

CONTACT DELPHI SALES TO ASSURE AVAILABILITY OF PARTS.

DWG TYPE: PART DRAWING

STYLE

VOLUME (CM³) | DISTR CODE

UNLESS OTHERWISE SPECIFIED
THIS DRAWING IS TO REQUIREMENTS, BUTTS PDMS 7.0.MP.1994 AS MODIFIED BY THE GM GLOBAL DIMENSIONING AND TOLERANCING STANDARD (GM 1987). ALL DIMENSIONS AND TOLERANCES ARE EXPRESSED IN MILLIMETERS. GEOMETRIC FORM OF PART DOES NOT APPLY WHEN RELATIONSHIP BETWEEN FEATURES IS ESTABLISHED BY DEFINITION OR LOCATION TOLERANCES. SEPARATE POSITION CALLOUTS MAY BE BASED SEPARATELY. MAXIMUM OF DATUM REFERENCE.
ALL DIMENSIONS ARE IN MILLIMETERS

REFERENCE

THIRD ANGLE PROJECTION

DO NOT SCALE
USE MATH DATA

NX

(13) PROCESS SENSITIVE DIMENSION

DIMENSIONS ENCLOSED IN ( ) INDICATE REFERENCE DIMENSION, AND NO TOLERANCE LIMITS ARE ESTABLISHED

DIMENSIONAL RANGE (MM)	CHART ID
FROM 0 TO 12	> 12

TOLERANCE UNLESS OTHERWISE SPECIFIED
±0.1 ±0.2
ANGULAR TOLERANCE ±2°

DELPHI
DELPHI PACKARD ELECTRICAL/ELECTRONIC ARCHITECTURE
WARREN, OH

COPYRIGHT 1988 DELPHI CORPORATION AND/OR ITS AFFILIATES.
ALL RIGHTS RESERVED.
REVISED 2002
THIS DRAWING IS THE PROPERTY OF DELPHI CORPORATION, OR PREDECESSOR, AND MAY NOT BE REPRODUCED OR TRANSMITTED, IN WHOLE OR IN PART, OR RELATED ON, OR AS WELL AS COMMUNICATION OF ANY CONTENT TO OTHERS, WITHOUT EXPRESS AUTHORIZATION IS PROHIBITED.

	DATE
DR	
AP/D1 ANDY T. LE	22JL88
AP/D2 J. COLDSNOW	22JL88
AP/D3 R. D. KEARNS	31AU88
AP/D4	
AP/D5	

SUBSTANCES OF CONCERN AND RECYCLED CONTENT PER DELPHI 10949001

MATERIAL: SEE CHART

DRAWING NAME: TAXI TERM F M/P 630 SEALED TANG

DRAWING NUMBER: 12088013

SIZE	SCALE	1 PFNAME NO 1	SHEET NO	STG	REV	N/P
A0	10:1	1 OF 1	1 OF 3	R	09	-

User: ECBCH
Date: 13-Aug-12 Time: 12:22
Filename: 12088013_A-SIZE0-A01
Dataset: 12088013
Dataset: 12088013