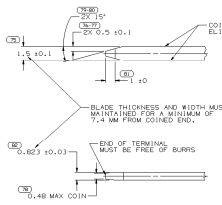

MATERIAL SPECIFICATIONS

RECOMMENDED

BASE METAL - CDA-210, GILDING, EXTRA SPRING TEMPER

PLATING - 0.005±0.0025 MM THICK TIN

MINIMUMS

ELECTRICAL CONDUCTIVITY - ≥ 20% IACS AT 20°C. USE OF A MATERIAL WITH CONDUCTIVITY < 20% IACS MUST BE APPROVED BY PACKARD ELECTRIC MATERIALS ENGINEERING.

TENSILE STRENGTH - 407 MPa

PLATING - FOR LOW ENERGY (≤5V) AND NON-PASSENGER COMPARTMENT POWER CIRCUITS, 0.005±0.0025 MM THICK TIN. FOR MATERIALS CONTAINING 10% OR MORE ZINC, AN UNDERPLATE OF COPPER 0.005±0.0025 MM THICK IS REQUIRED.

MATING BLADE INFORMATION

SCALE 8:1

TYPE 104
SAME AS TYPE 101 EXCEPT AS SHOWN

TYPE 105
SAME AS TYPE 101 EXCEPT AS SHOWN

TYPE 103
SAME AS TYPE 101 EXCEPT AS SHOWN

TYPE 102
SAME AS TYPE 101 EXCEPT AS SHOWN

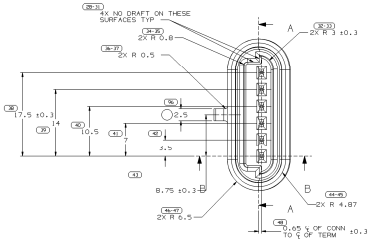

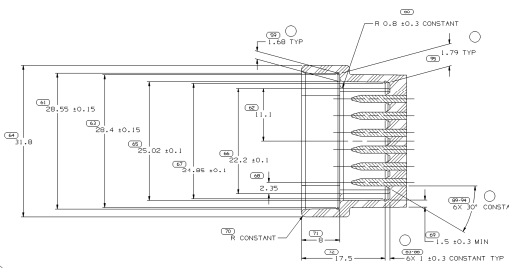

SECTION A-A

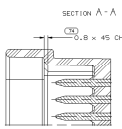

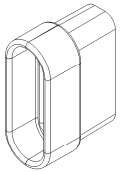

OPTIONAL CONSTRUCTION

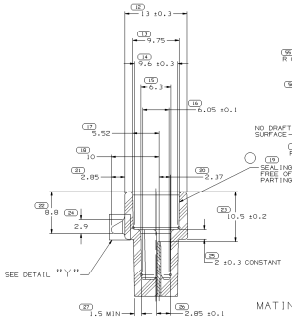

SECTION B-B

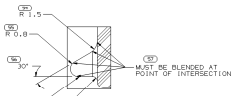

DETAIL "Y"
SCALE 8:1

MATING CONNECTOR INFORMATION

SCALE 4:1

RECOMMENDED MATERIAL: GLASS REINFORCED NYLON OR POLYESTER

NOTES

1. UNLESS OTHERWISE SPECIFIED AND/OR INDICATED:
   DIMENSIONS ARE TO FACE OF VIEW SHOWN AND AUTOMATICALLY ROUNDED BY COMPUTER FOR INSPECTION. (SEE MATH MODEL FOR PRECISE DIMENSIONS.) FOR ALL OTHER DIMENSIONS NOT SHOWN BUT REQUIRED FOR TOOL BUILD, SEE MATH MODEL FOR PRECISE TOOL PATH DATA.
   1° DRAFT ON ALL INSIDE SURFACES
   1° DRAFT ON ALL OUTSIDE SURFACES
2. WHEN USING THIS INFORMATION FOR A NEW DESIGN, REQUEST THE LATEST COPY OF THIS PRINT FROM DELPHI PACKARD ELECTRIC.

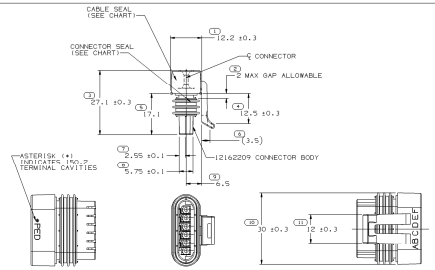

TYPE 101

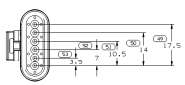

NOTES

1. UNLESS OTHERWISE SPECIFIED AND/OR INDICATED:
   DIMENSIONS ARE TO FACE OF VIEW SHOWN AND AUTOMATICALLY ROUNDED BY COMPUTER FOR INSPECTION. (SEE MATH MODEL FOR PRECISE DIMENSIONS.) FOR ALL OTHER DIMENSIONS NOT SHOWN BUT REQUIRED FOR TOOL BUILD, SEE MATH MODEL FOR PRECISE TOOL PATH DATA.
2. CAVITIES TO ACCEPT 12124075 TERMINAL OR EQUIVALENT.
3. WHEN PARTS ARE SHIPPED THEY MUST BE PACKED IN PLASTIC BAGS OR SHIPPING CONTAINERS MUST BE LINED WHIT PLASTIC LINERS. BAGS MUST BE SEALED TO AVOID FOREING MATTER.
4. FOR LEAD LENGTH CALCULATIONS, DISTANCE FROM MATING END OF CONNECTOR TO FRONT OF CABLE CORE IS 10.15 7.05.
5. SEALING CODE 3.
6. FOR PART NUMBERS WITH ADHESIVE, USE PM003510 OR ADHESIVE APPROVED BY MATERIALS ENGINEERING TO GLUE CONNECTOR SEAL TO CONNECTOR.

PART NO WITH ADHESIVE	REV	N/P	STATUS	PART NO WITHOUT ADHESIVE	REV	N/P	STATUS	TYPE	# OF AVAL CAVITIES	CAVITIES BLOCKED	CONNECTOR SEAL	CABLE SEAL PART NO. & COLOR
		-		15359101	01	AA		105	5	A,D,E	12059226	15359100 - DK. RED
		-		15254720	A1	-		103	5	C	12059226	15254719 - BLUE
		-		15324189	A1	-		104	4	C,D	12059226	15324187 - PURPLE
12186696	B1	-		12186830	A1	-		101	6	NONE	12186822	12124038 - LT. GRAY
		-		12162252	A1	-		102	2	A,D,C,F	12059226	12124541 - BLUE
		-		12162281	A1	-		101	8	NONE	12059226	12124038 - LT. GRAY
		-		12162260	A1	-		101	6	NONE	12059226	12084419 - TAN
		-		12162210	A1	-		101	6	NONE	12059226	12052929 - GREEN

DRAWING NUMBER 12162264 A1x3 211 2 OF 2 1 OF 1 R 04

DWG STATUS						ZONE	REVISION HISTORY	AUTH	DR	APPD	DWN
DATE	STS	REV	N/P	CHG							
070298	R	01	-	-		-	ALL PARTS - REDRAWN TO PD NO REV UPDATE REQD	980009	SMC	SMC	S.L.
070298	R	02	-	-		-	15324388 - RELEASED TO REV A	980005	SMC	SMC	S.L.
060400	R	03	-	-		-	15359101 - RELEASED	000005	MAC	MAC	S.W.
100800	R	04	-	-		-	ALL PARTS - ADDED DIMS 3 PLCS RELOCATED SEALING SURFACE (INDEX) REVISED DIMS 2 PLCS	249687	MAC	MAC	S.W.

SYMBOL DEFINITION		MISSING NUMBERS
A DIMENSION WITHOUT AN INSPECTION REPORT SYMBOL ☐ DOES NOT REQUIRE INSPECTION. IT MAY BE CONTROLLED ON AN INDIVIDUAL COMPONENT DRAWING.	TOTAL NO. SYMBOLS ON DRAWING: 75	7,
	LAST NO. USED: 96	

DWG TYPE	PART DRAWING
STYLE	
VOLUME CONT	VISTEON CODE
ROUTING	6900

UNLESS OTHERWISE SPECIFIED THIS DRAWING IS THE PROPERTY OF DELPHI PACKARD ELECTRIC SYSTEMS AND CONTAINS INFORMATION THAT MUST NOT BE DISCLOSED TO THIRD PARTIES WITHOUT WRITTEN PERMISSION.

ALL DIMENSIONS ARE IN MILLIMETERS

(CG) PROCESS SENSITIVE DIMENSION REFERENCE

DIMENSIONS INCLUDED IN I INSPECTION PLANNING, FORMATTING, AND IN TOLERANCE STACKUP ANALYSIS

PLATING/COATING SPEC (IMP)	COMP
FORM: S P S P S P S P S	1-100
TIN: 0.005 MIN OVER NICKEL	
TOLERANCE: ±0.002 UNLESS OTHERWISE SPECIFIED	
100 HOUR SALT SPRAY TEST	
ANGLE TOLERANCE ±2°	

THIRD ANGLE PROJECTION

DO NOT SCALE

USE MATH DATA

DELPHI
DELPHI PACKARD ELECTRIC SYSTEMS
WARREN, OH

		DATE
CM		
APVD	T. DEILSTEIN	020504
APVD	S.E. BEILSTEIN	020504
APVD	S.J. JUNGER	020504
APVD		
APVD	SUBSTITUTION OF TERMINAL WAS REQUIRED CONTACT FOR DELPHI CONFIRMATION	

PROPRIETARY NOTICE

DRAWING NAME

TAXI CONN F M/P 150.2 N/A

DRAWING NUMBER 12162264

SIZE	SCALE	FRAME NO.	SHEET NO.	TOTAL	REV	N/P
A1x3	211	1 OF 2	1 OF 1		R	04

4asa1s1