SYMBOL DEFINITION			MISSING SYMBOLS
A DIMENSION WITHOUT AN INSPECTION REPORT SYMBOL ( ) DOES NOT REQUIRE INSPECTION. IT MAY BE CONTROLLED ON THE INDIVIDUAL COMPONENT DRAWING.	TOTAL NO OF INSPECTIONS REQUIRED	20	NO MISSING SYMBOL NUMBER
	LAST NO. USED	18	

DATE	STG	REV	N/P	CHG	ZONE	REVISION HISTORY	AUTH	DR	APVD 1	APVD 2
30JL02	R	05	-	-		CLEARED REV COLUMN & ALL PARTS - UPDATED PDM ATTRIBUTES	226419	EVV	EVV	TTP
06JN03	R	06	-	-		15454820-WAS ON SHT 3	240417	MRF	JGS	MLP
09JN03	R	07	-	-		"SHEET 1 OF 5" WAS "SHEET 1 OF 4"	241567	AMG	AMG	RF
01AU03	R	08	-	-		15454820 - UPDATED PDM ATTRIBUTES	242893	ADK	ADK	MLP
13FE04	R	09	-	-		15454820 - UPDATED PDM ATTRIBUTES	251748	ADK	ADK	MLP
16AU04	R	10	-	-		ADDED TERMINAL I.D. NOTE; REMOVED "PXX" FROM GRAPHICS	258116	TSH	TSH	RF
16MY05	R	11	-	-		ALL APPLICABLE PARTS - MAT'L SPEC M3659A23 WAS PM003659 A23; ALL PARTS - ADDED 3 COLUMNS TO CHART	268254	JS	JS	LN
30MY06	R	12	-	-		15454820 - UPDATED PDM ATTRIBUTES	281105	TLD	TLD	MJC
22SE08	R	13	-	-		13722264 & 13722266 - RELEASED	406110	JOA	FKV	EJB
07OC08	R	14	-	-		13722264 & 13722266 - REMOVED	406319	ACG	FKV	EJB
13NO08	R	15	-	-		ALL PARTS - UPDATED MAT'L CALLOUT	406634	JHP	HAD	JHP
10MR10	R	16	-	-		ALL PARTS - UPDATED PDM ATTRIBUTES	410242	JTZ	JTZ	VMR
09AU10	R	17	-	-		ALL PARTS - ADDED PLATING NOTE, UPDATED MAT'L CALLOUT AND ADDED CONTACT AREA & CRIMP AREA COLUMNS ON CHART	411496	CBG	CBG	VMR
28SE10	R	18	-	-		ALL PARTS - UPDATED "PLATING TYPE" NOTE	412094	JRL	JRL	VMR
04MY11	R	19	-	-		ALL PARTS - DIM 2.35 +0.1/-0.05 WAS 2.35 ±0.05	414164	JAR	JAR	VMR
23MY11	R	20	-	-		ALL PARTS - ADDED "PREFERRED MAT'L SIZE" COLUMN	414345	JAR	JAR	VMR

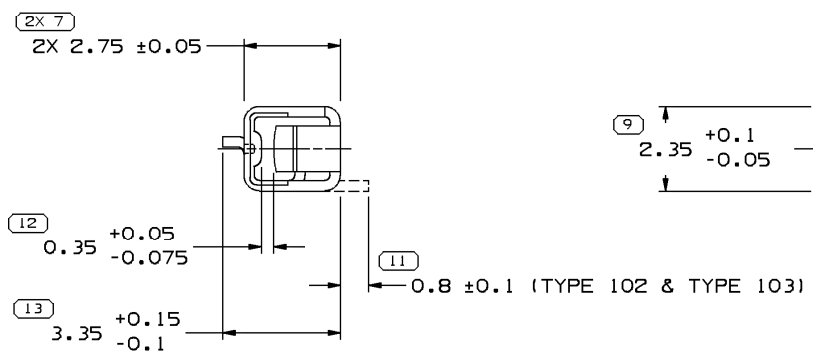

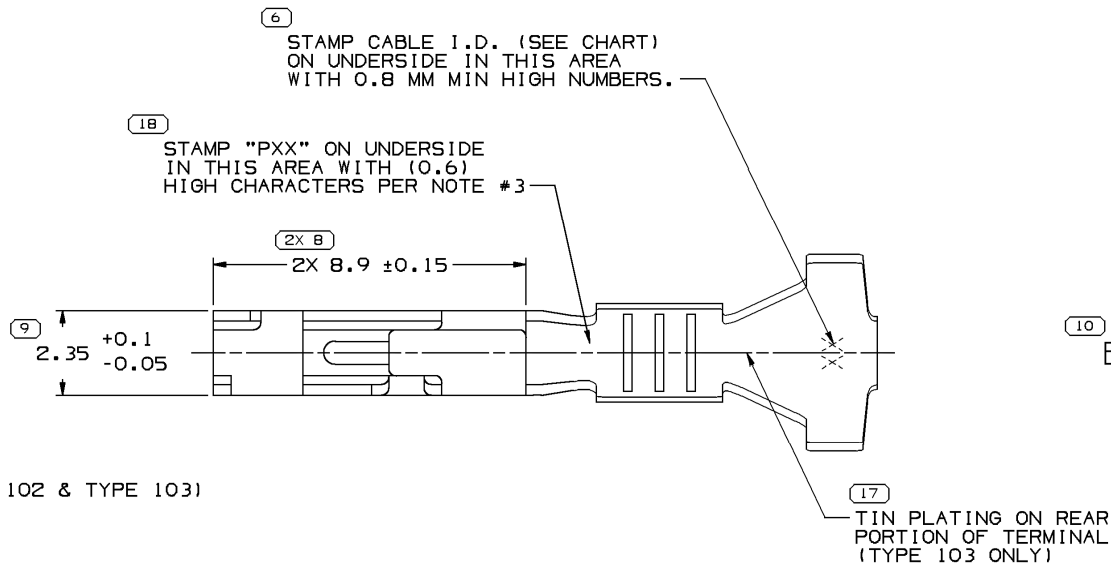

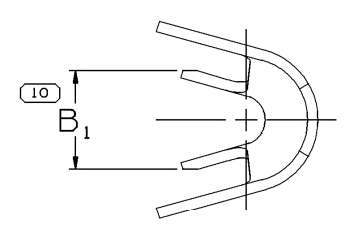

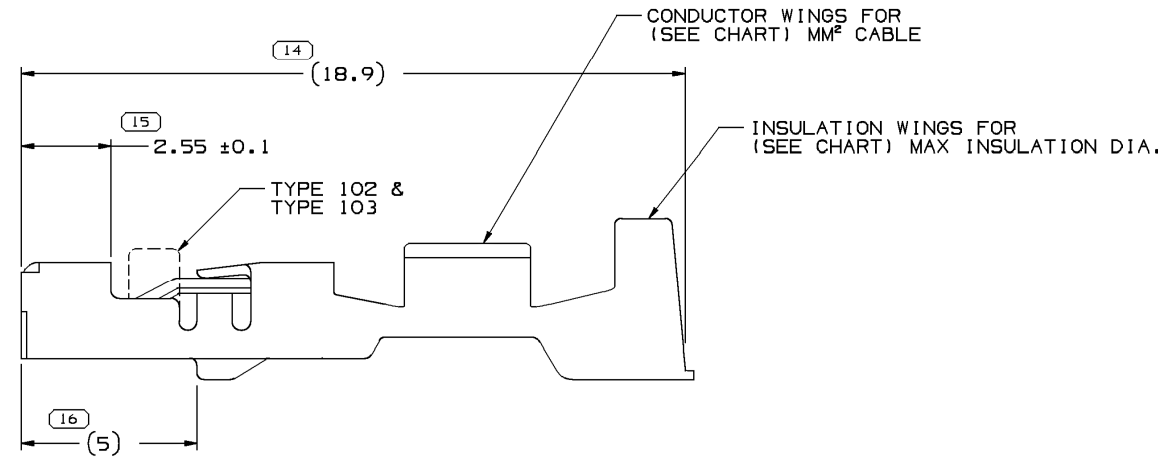

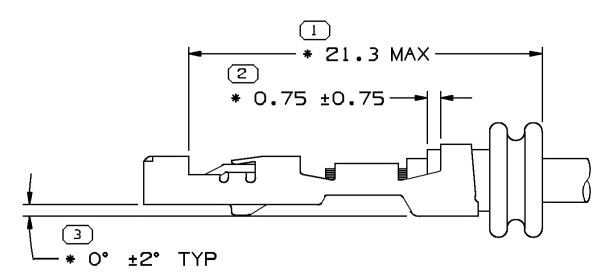

2-RIB SEAL POSITION REF
AND TERMINAL/CABLE ALIGNMENT

SCALE 5:1

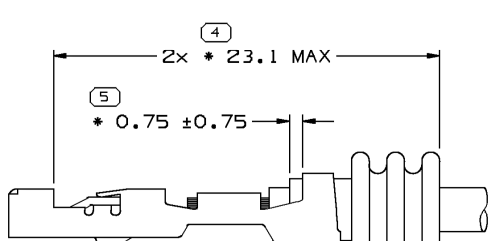

3-RIB SEAL POSITION REF

SCALE 5:1

NOTES

1. UNLESS OTHERWISE SPECIFIED AND/OR INDICATED:

   DIMENSIONS ARE TO FACE OF VIEW SHOWN AND AUTOMATICALLY ROUNDED BY COMPUTER FOR INSPECTION (SEE MATH MODEL FOR PRECISE DIMENSIONS). FOR ALL OTHER DIMENSIONS NOT SHOWN BUT REQUIRED FOR TOOL BUILD, SEE MATH MODEL FOR PRECISE TOOL PATH DATA.

2. "*" DENOTES DIMENSIONS MADE AT CUT-OFF AND CRIMP DIE.

3. "PXX" INDICATES "P" PLUS LAST TWO DIGITS OF MAKE DIE SERIES NUMBER (P01, P02, P03, ETC).STAMP MAY BE IN ANY CONFIGURATION. (0.6) HIGH TRIANGULAR CONFIGURATION IS PREFERRED.

4. REFERENCE MATING COMPONENTS OR EQUIVALENT:

   TERMINAL - 15304704

5. DO NOT PROBE, TEST OR OTHERWISE CONTACT THE INTERIOR REGION (THE SPRING OR ANY MOVING PART) OF THIS TERMINAL. SEVERE DAMAGE CAN OCCUR, COMPROMISING THE PERFORMANCE OF THE ELECTRICAL INTERFACE.

6. PLATING TYPE:
   I. REFLOW TIN 1.9 - 3.3 MICROMETERS THICK WITH A COPPER UNDERPLATE 0.5 MICROMETER TO 1.0 MICROMETER THICK.
   II. MATE TIN ELECTROPLATE 1.9 - 7.0 MICROMETERS THICK.
   III. 1.27 MICROMETERS DIFFUSED GOLD PALLADIUM/SILVER ALLOY INLAY OVER 1.27 MICROMETERS THICK NICKEL UNDERLAY.

   PLATING TYPE INFORMATION SHOWN ABOVE IS REFERENCE ONLY, PLATING REQUIREMENTS ARE CONTAINED IN APPLICABLE MATERIAL SPECIFICATION.

PART NO	REV	N/P	STATUS	PREFERRED MAT'L SIZE (PLATED)	ALTERNATIVE MAT'L SIZE (PLATED)	MAT'L DESCRIPTION (PLATED)	SIZE (MM²) (CABLE)	ID (CABLE)	DIA (CABLE)	TYPE	B_1 ±0.2	APPLICATION	TYPICAL CABLE SEAL OR EQUIVALENT	TYPICAL SEALING CAVITY CONFIG	RESTRICTED USAGE	REPLACED BY	CONTACT AREA PLATING TYPE (SEE NOTE 6)	CRIMP AREA PLATING TYPE (SEE NOTE 6)
15454820	01	AN	-	0.3 X 26.71	0.3 X 27.38	COPPER ALLOY	0.35 - 0.5	21	1.85 - 1.2	103	2.1	SEALED (150MP)	SEE TAXI 12010295	Ø 5.2 ROUND	-	-	III	II
15369261	01	AJ	-	0.3 X 26.71	0.3 X 27.38	COPPER ALLOY	1 - 1.5	15	2.4 - 1.9	101	2.95	SEALED (GT)	15366060	Ø 4 ROUND	RESTRICTED	-	I	I
15305350	C17	-	-	0.3 X 26.71	0.3 X 27.38	COPPER ALLOY	0.75 - 0.8	18	2.02 - 1.7	101	2.65	SEALED (MINI)	15305351	3.2 X 4 OVAL	RESTRICTED	15326267	I	I
15305130	C17	-	-	0.3 X 26.71	0.3 X 27.38	COPPER ALLOY	0.35 - 0.5	21	1.85 - 1.2	101	2.1	SEALED (MINI)	15366022	3.2 X 4 OVAL	RESTRICTED	15326266	I	I
15305038	C15	-	-	0.3 X 26.71	0.3 X 27.38	COPPER ALLOY	0.75 - 1	17	2.25 - 1.7	102	2.65	SEALED (150MP)	SEE TAXI 12010295	Ø 5.2 ROUND	RESTRICTED	-	I	I
15305037	C15	-	-	0.3 X 26.71	0.3 X 27.38	COPPER ALLOY	0.35 - 0.5	21	1.85 - 1.2	102	2.1	SEALED (150MP)	SEE TAXI 12010295	Ø 5.2 ROUND	RESTRICTED	-	I	I
12191819	D15	-	-	0.3 X 26.71	0.3 X 27.38	COPPER ALLOY	0.75 - 1	17	2.25 - 1.7	101	2.65	SEALED (GT)	15366060	Ø 4 ROUND	-	-	I	I
12191818	E15	-	-	0.3 X 26.71	0.3 X 27.38	COPPER ALLOY	0.35 - 0.5	21	1.85 - 1.2	101	2.1	SEALED (GT)	15366021	Ø 4 ROUND	-	-	I	I
12191817	D15	-	-	0.3 X 26.71	0.3 X 27.38	COPPER ALLOY	0.75 - 1	17	2.25 - 1.7	101	2.65	SEALED (150MP)	SEE TAXI 12010295	Ø 5.2 ROUND	-	-	I	I
12191816	D15	-	-	0.3 X 26.71	0.3 X 27.38	COPPER ALLOY	0.35 - 0.5	21	1.85 - 1.2	101	2.1	SEALED (150MP)	SEE TAXI 12010295	Ø 5.2 ROUND	-	-	I	I

9 PROCESS SENSITIVE DIMENSION

DIMENSIONS ENCLOSED IN ( ) INDICATE REFERENCE DIMENSIONS AND NO TOLERANCE LIMITS ARE ESTABLISHED

DIMENSIONAL RANGE (MM)		CHART D
FROM	0	>12
TO	12	
TOLERANCE UNLESS OTHERWISE SPECIFIED	±0.1	±0.2

ANGULAR TOLERANCE ±2°

DWG TYPE: PART DRAWING

STYLE

VOLUME (CM³) | DISTR CODE D

UNLESS OTHERWISE SPECIFIED

THIS DOCUMENT IS IN ACCORDANCE WITH ASME Y14.5M-1994 AS AMENDED BY THE GM GLOBAL DIMENSIONING AND TOLERANCING ADDENDUM-2001. SEPARATE PATTERNS OF FEATURES MAY BE GAGED SEPARATELY REGARDLESS OF DATUM REFERENCES.

ALL DIMENSIONS ARE IN MILLIMETERS

REFERENCE

THIRD ANGLE PROJECTION | DO NOT SCALE | USE MATH DATA | CAD | NX

DELPHI

DELPHI PACKARD ELECTRICAL/ELECTRONIC ARCHITECTURE
WARREN, OH

		DATE
DR		
APVD1	J. VILLAMIIL	07DE95
APVD2	MANUEL VEGA	08DE95
APVD3	ERIC HSIEH	01AP96
APVD4		
APVD5		

SUBSTANCES OF CONCERN AND RECYCLED CONTENT PER DELPHI 10949001

MATERIAL: SEE CHART

DRAWING NAME: TAXI TERM F GT 150

DRAWING NUMBER: 12191815

SIZE	SCALE	FRAME NO	SHEET NO	STG	REV	N/P
A0	10:1	1 OF 1	1 OF 5	R	20	-

User: jz3rs9 Part: 12191815-CUS01-S01 Date: 26-May-11 Time: 14:31 Message: