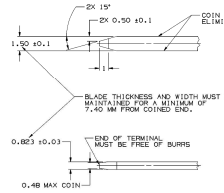

MATERIAL SPECIFICATIONS

MECHANICAL

BASE METAL - CDA-210, EXTRA SPRING TEMPER

PLATING - 0.005+0.0025 MM THICK TIN

MINIMUMS

ELECTRICAL CONDUCTIVITY - ≥ 20% IACS AT 20°C. USE OF A MATERIAL WITH CONDUCTIVITY < 20% IACS MUST BE APPROVED BY PACKARD ELECTRIC MATERIALS ENGINEERING.

TENSILE STRENGTH - 407 MPa

PLATING - FOR LOW ENERGY (≤5v) AND NON-PASSENGER COMPARTMENT POWER CIRCUITS, 0.005±0.0025 MM THICK TIN. FOR MATERIALS CONTAINING 10% OR MORE TIN, AN UNDERPLATE OF COPPER 0.005±0.0025 MM THICK IS REQUIRED.

MATING BLADE INFORMATION

SCALE 8:1

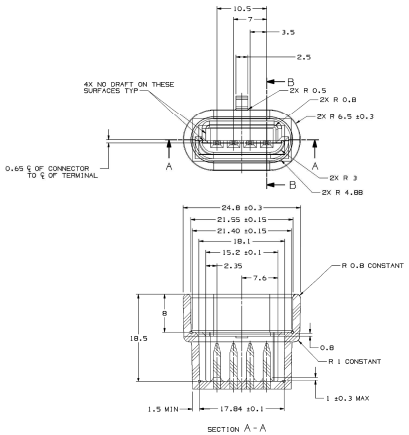

SECTION A-A

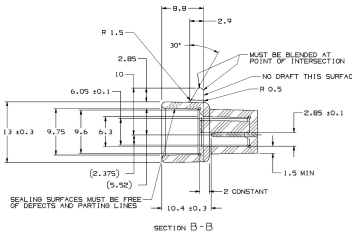

SECTION B-B

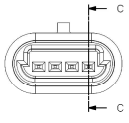

OPTIONAL CONSTRUCTION

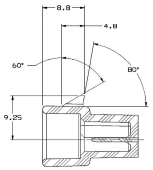

SECTION C-C

OPTIONAL CONSTRUCTION

NOTES:

1. UNLESS OTHERWISE SPECIFIED AND/OR INDICATED:
   DIMENSIONS ARE TO FACE OF VIEW SHOWN AND AUTOMATICALLY ROUNDED BY COMPUTER FOR INSPECTION. (SEE MATH MODEL FOR PRECISE DIMENSION)
   FOR ALL OTHER DIMENSIONS NOT SHOWN BUT REQUIRED FOR TOOL BUILD, SEE MATH MODEL FOR PRECISE TOOL PATH DATA.
   ALL RADII 0.40
   DRAFT IS 1° ON ALL OUTSIDE SURFACES
2. RECOMMENDED MATERIAL: GLASS REINFORCED NYLON OR POLYESTER

MATING CONNECTOR INFORMATION

SYMBOL DEFINITION			MISSING SYMBOLS
A DIMENSION WITHOUT AN INSPECTION REPORT SYMBOL (▭) DOES NOT REQUIRE INSPECTION. IT MAY BE CONTROLLED ON THE INDIVIDUAL COMPONENT DRAWING.	TOTAL NO OF INSPECTIONS REQUIRED	15	NO MISSING SYMBOL NUMBER
	LAST NO. USED	15	

DRS STATUS						REVISION HISTORY	AUTH	DR	APVD	APVD
DATE	STA	RC	N/P	CHG	TYPE				1	2
02MAY99	R	001	-	-	-	CLEARED REV COLUMN(15324665 - RELEASED	990005	SEB	MAC	JR
12DEC00	R	002	-	-	-	15394088 - RELEASED	000005	SBP	BDG	JR
05APR01	R	003	-	-	-	15420971 - RELEASED	010080	SBP	RCH	JR
12APR01	R	004	-	-	-	ADDED OPTIONAL CONSTRUCTION	208131	LJC	LJC	JR
18APR02	R	005	-	-	-	15405971 - CABLE SEAL W/G 15394067 - GRN LT	221103	LEB	BDG	JR
11APR03	R	06	-	-	-	12186695 & 12186829 - OBSOLETE	238949	RCH	RCH	JR
13DEC03	R	07	-	-	-	CORRECTED P/N 12162180 REVISION LEVEL FROM C TO D	247271	MBL	MB	BG
03JA14	R	08	-	-	-	ALL ACTIVE PARTS - ADDED LUBEWELL LUBRICANT NOTE	424998	JRT	JWW	RM

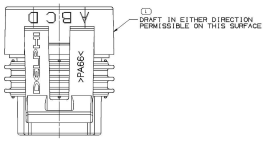

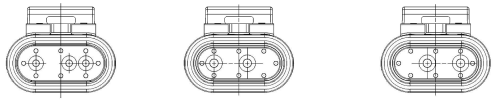

TYPE 105
SAME AS TYPE 101 EXCEPT AS SHOWN

TYPE 102
SAME AS TYPE 101 EXCEPT AS SHOWN

TYPE 103
SAME AS TYPE 101 EXCEPT AS SHOWN

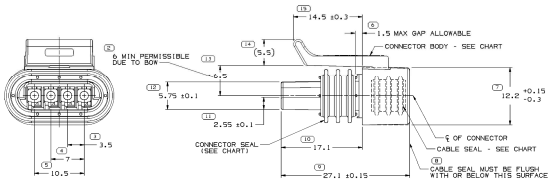

TYPE 101

TYPE 104
SAME AS TYPE 101 EXCEPT AS SHOWN

NOTES:

1. UNLESS OTHERWISE SPECIFIED AND/OR INDICATED:
   DIMENSIONS ARE TO FACE OF VIEW SHOWN AND AUTOMATICALLY ROUNDED BY COMPUTER FOR INSPECTION. (SEE MATH MODEL FOR PRECISE DIMENSION)
   FOR ALL OTHER DIMENSIONS NOT SHOWN BUT REQUIRED FOR TOOL BUILD, SEE MATH MODEL FOR PRECISE TOOL PATH DATA.
2. WHEN PARTS ARE SHIPPED, THEY MUST BE PACKED IN PLASTIC BAGS OR SHIPPING CONTAINERS MUST BE LINED WITH PLASTIC LINERS. BAGS OR LINERS MUST BE SEALED TO AVOID ENTRY OF FOREIGN MATTER
3. FOR LEAD LENGTH CALCULATIONS, DISTANCE FROM MATING END OF CONNECTOR TO FRONT OF CABLE CORE IS 10.15/7.05
4. SEALING CODE 3

   DESIGN WILL PASS SALT FOG AND IMMERSION TEST AFTER CONDITIONING AS SPECIFIED IN ESA-664 (WEATHER-PACK), ESA-710 (METRI-PACK), ESA-650 (UNDERHOOD MICRO-PACK), C-4030, (WORLD CONNECTOR), ETC. - WHEN MATED TO MATING PART OR EQUIVALENT
5. FOR PARTS NUMBERS WITH ADHESIVE, USE PMCO2P510 OR ADHESIVE APPROVED BY MATERIALS ENGINEERING TO GLUE CONNECTOR SEAL TO CONNECTOR
6. S-60-T LUBEWELL LUBRICANT CAN BE USED AS AN AUXILIARY SUPPORT ON THE CABLE INSTALLATION PROCESS.
7. FOR APPLICATION DATA SEE THE INDIVIDUAL APPLICATION DRAWINGS.

			15405971	02	AA	105	B	12162187	12040756	15422575 - PURPLE
			15394088	01	AA	104	C	12162187	12040756	15394067 - GRA LT.
			15324665	01	AA	101	NONE	12162187	12040756	12040757 - GREEN
			15324385	A1	-	103	A, C	12162187	12040756	15324383 - DK. RED
			15324384	A1	-	102	B, D	12162187	12040756	15324383 - DK. RED
12186695	B2		12186829	A2	-	101	NONE	12162187	12186829	12120186 - ORANGE
			12186395	A1	-	103	A, C	12186391	12040756	12186296 - PURPLE
			12186394	A1	-	102	B, D	12162187	12040756	12186296 - PURPLE
			12162191	B1	-	101	NONE	12162187	12040756	12124886 - BLUE
			12162190	B1	-	101	NONE	12162187	12040756	12120186 - ORANGE
			12162189	B1	-	101	NONE	12162187	12040756	12078081 - TAN
			12162188	B2	-	101	NONE	12162187	12040756	12040757 - GREEN
P/N WITH ADHESIVE		REV	N/P	P/N WITHOUT ADHESIVE		REV	N/P	TYPE	BLOCKED CAVITIES	CONNECTOR	CONNECTOR SEAL	CABLE SEAL & COLOR

DRAWING NUMBER						
12162268						
SIZE	SCALE	PAGE NO	SHEET NO	TOTAL SHEETS	REV	TYP
A1x3	4:1	2 OF 2	1 OF 1	R	DB	-

THE DRAWN NUMBER(S) FOR PART NUMBER(S) THAT THE PRODUCT PARTS ARE NOT AVAILABLE FOR ORDERING.

PART NUMBERS THAT DO NOT EXIST (LIKE REVERSE NUMBERS) OR ARE NOT AVAILABLE FOR ORDERING.

CONTACT DELPHI SALES TO ORDER AVAILABILITY OF PARTS.

PART DRAWING

TITLE

VOLUME EQUIV | SCALE 2:1 | SHEET SIZE

UNLESS OTHERWISE SPECIFIED:
THIS DRAWING IS THE PROPERTY OF DELPHI CORPORATION AND SHALL NOT BE REPRODUCED, COPIED, OR USED IN OTHER DRAWINGS OR FOR ANY OTHER PURPOSE EXCEPT AS AGREED TO IN WRITING BY DELPHI CORPORATION. THIS DRAWING IS SUBJECT TO ALL APPLICABLE INTELLECTUAL PROPERTY RIGHTS INCLUDING, WITHOUT LIMITATION, PATENTS, COPYRIGHTS OR TRADE SECRETS.

		DATE
DR		
APVD1	BRIAN K. DEVE	02FEB04
APVD2	BRIAN K. DEVE	02FEB04
APVD3	D. J. TURNER	02FEB04
APVD4		
APVD5		

SUBSTANCES OF CONCERN AND RECYCLED CONTENT PER DB/MLP-1 (04/99)

SIZE DWG
NOT DWG

DRAWING NAME
TAXI ASM CONN F W/P 150.2 SLD

DRAWING NUMBER
12162268

SIZE	SCALE	PAGE NO	SHEET NO	TOTAL SHEETS	REV	TYP
A1x3	4:1	1 OF 2	1 OF 1	R	DB	-

DELPHI
DELPHI CORPORATION
TROY, MI 48084
COPYRIGHT 1994 DELPHI CORPORATION AND/OR ITS AFFILIATES. ALL RIGHTS RESERVED.

THIS DRAWING IS THE PROPERTY OF DELPHI CORPORATION AND SHALL NOT BE REPRODUCED, COPIED, OR USED IN OTHER DRAWINGS OR FOR ANY OTHER PURPOSE EXCEPT AS AGREED TO IN WRITING BY DELPHI CORPORATION. THIS DRAWING IS SUBJECT TO ALL APPLICABLE INTELLECTUAL PROPERTY RIGHTS INCLUDING, WITHOUT LIMITATION, PATENTS, COPYRIGHTS OR TRADE SECRETS.

THIRD ANGLE PROJECTION

DO NOT SCALE DRAWING

USE MATH DATA

NX

Copyright © 2004 Siemens Product Lifecycle Management Software Inc. All rights reserved.

Tue Jan 13 15:15:44 2004 Page 1/1

ISI 8essai