SYMBOL DEFINITION		
A DIMENSION WITHOUT AN INSPECTION REPORT SYMBOL ( ) DOES NOT REQUIRE INSPECTION. IT MAY BE CONTROLLED ON THE INDIVIDUAL COMPONENT DRAWING.	TOTAL NO OF INSPECTIONS REQUIRED	10
	LAST NO. USED	10

MISSING SYMBOLS: 4 6 9

DWG STATUS DATE	STG	REV	N/P	CHG	ZONE	REVISION HISTORY	AUTH	DR	APVD 1	APVD 2
14JA00	R	001	-	-		CLEARED REV COLUMN; ALL ACTIVE PARTS-UPDATED PDM ATTRIBUTES	196648	CRW	GGI	LLD
17JL00	R	002		-		REINSTATE 12077412	000010	JJB	JJB	JA
15OC04	R	03	-	-		ALL ACTIVE PARTS - ADDED TERMINAL ID NOTE	260003	RTV	JVM	MKM
24FE05	R	04	-	-		ALL ACTIVE PARTS - REVISED MAT'L SPEC & DRAWING NAME	265136	JS	JS	TM
18MY05	R	05	-	-		12176389 - UPDATED PDM ATTRIBUTES	268280	JBD	FKV	WTM
30SE05	R	06	-	-		12077411, 12077413, 12084201, 12129493 & 12176389 - UPDATED PDM ATTRIBUTES; 12077411 - ADDED 1.0 MM² CABLE; ALL ACTIVE PARTS - ADDED NOTE# 6	272905	JTV	AUG	WTM
11JA08	R	07	-	-		ALL PARTS - 2X 5 +-0.15 TYP WAS 2X 5 +-0.01 TYP	403419	WHC	WHC	WTM
18FE15	R	08	-	-		33231919 - RELEASED AND 12176387-90 - ADDED TARNISH NOTE	428904	NRM	JVM	DS

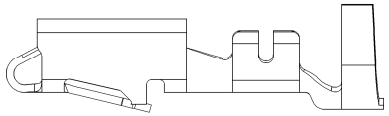

TYPE 102

SAME AS TYPE 101
EXCEPT AS SHOWN

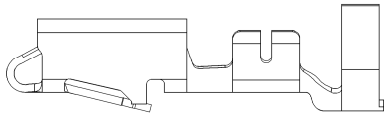

TYPE 103

SAME AS TYPE 101
EXCEPT AS SHOWN

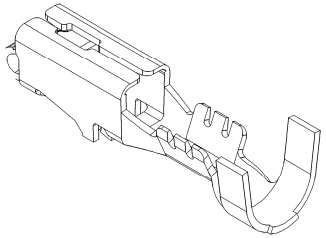

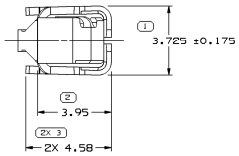

VIEW TO X-X

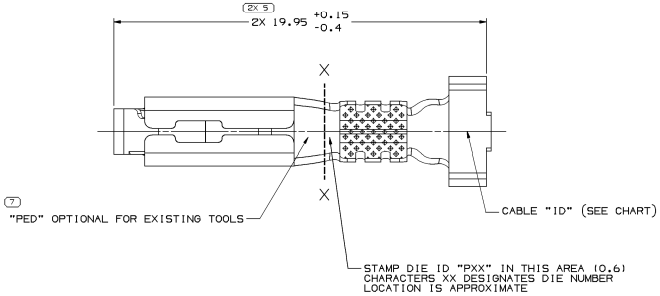

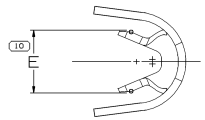

VIEW TO X-X

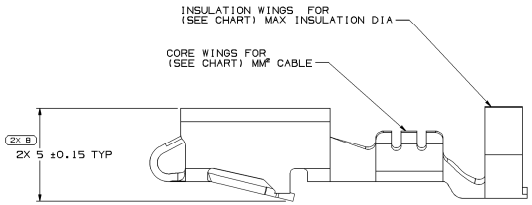

TYPE 101

NOTES

1. UNLESS OTHERWISE SPECIFIED AND/OR INDICATED:

   DIMENSIONS ARE TO FACE OF VIEW SHOWN AND AUTOMATICALLY ROUNDED BY COMPUTER FOR INSPECTION (SEE MATH MODEL FOR PRECISE DIMENSIONS). FOR ALL OTHER DIMENSIONS NOT SHOWN BUT REQUIRED FOR TOOL BUILD, SEE MATH MODEL FOR PRECISE TOOL PATH DATA.

2. R 0.4 PERMISSIBLE ON ALL "SHARP" CORNERS
3. RECOMMENDED MATING BLADE 2.8 X 0.81.
4. TERMINALS TO CRIMP AROUND AND RETAIN CAVITY SEAL 12015323 OR EQUIVALENT.
5. "PXX" INDICATES "P" PLUS LAST TWO DIGITS OF MAKE SERIES NUMBER (P01, P02, P03, ETC.).
6. DO NOT PROBE, TEST OR OTHERWISE CONTACT THE INTERIOR REGION (THE SPRING OR ANY MOVING PART) OF THIS TERMINAL. SEVERE DAMAGE CAN OCCUR, COMPROMISING THE PERFORMANCE OF THE ELECTRICAL INTERFACE.
7. FOR TERMINALS PACKAGED & STORED IN THE APPROVED MANNER, TARNISH ON SILVER PLATED SURFACES WILL NOT AFFECT THE PERFORMANCE OF THE PART.

PART NO	REV	MAT'L SIZE	SPEC	PART NO	REV	N/P	MAT'L SPEC	SIZE (MM²)	DIA	ID	TYPE	E
		UNPLATED					PLATED	CABLE				
-	-	0.406 X 30.56	-	12176390	A8	-	AG PLATED COPPER ALLOY	0.35-0.5	0.35-0.5	21	103	2.4±0.2
		-		12176389	A9	-	AG PLATED COPPER ALLOY	0.8-1	2.03-3.12	19	101	3.2±0.4
		0.406 X 30.56		33231919	01	-	AG PLATED COPPER ALLOY	1-2	2.48-3.05	15	103	3.7±0.4
		0.406 X 30.56		12176388	A8	-	AG PLATED COPPER ALLOY	2-3	2.45-3.80	13	103	4±0.4
		0.406 X 30.56		12176387	A8	-	AG PLATED COPPER ALLOY	5	3.49-3.65	12	103	4.6±0.4
		0.406 X 30.56		12129493	C8	-	TIN PLATED COPPER ALLOY	2-3	2.45-3.80	13	103	4±0.4
		0.406 X 30.56		12084201	E11	-	TIN PLATED COPPER ALLOY	0.35-0.5	1.84-2.51	21	101	2.4±0.2
		0.406 X 30.56		12077413	E11	-	TIN PLATED COPPER ALLOY	3	3.49-3.65	12	103	4.6±0.4
		0.406 X 30.56		12077412	E9	-	TIN PLATED COPPER ALLOY	1-2	2.48-3.05	15	103	3.7±0.4
		0.406 X 30.56		12077411	E11	-	TIN PLATED COPPER ALLOY	0.5-0.8-1.0	2.03-3.12	19	101	3.2±0.4
		0.406 X 32.54		12045639	D8	-	P1519027 425 TIN BRS EX HD SN PLTD	3	3.49-3.65	12	102	4.6±0.4
		0.406 X 32.54		12034454	F8	-	P1519027 425 TIN BRS EX HD SN PLTD	1-2	2.48-3.05	15	102	3.7±0.4
		0.406 X 32.54		12028648	H8	-	P1519027 425 TIN BRS EX HD SN PLTD	0.5-0.8	2.03-3.12	19	101	3.2±0.4

1 PROCESS SENSITIVE DIMENSION

DIMENSIONS ENCLOSED IN ( ) INDICATE REFERENCE DIMENSIONS AND NO TOLERANCE LIMITS ARE ESTABLISHED

DIMENSIONAL RANGE (MM)	CHART D
FROM 0	
TO 12	> 12
TOLERANCE UNLESS OTHERWISE SPECIFIED	
±0.1	±0.2

ANGULAR TOLERANCE ±2°

A LINE DRAWN THROUGH A PART NUMBER INDICATES THAT PHYSICAL PARTS ARE NOT AVAILABLE FOR ORDERING.

PART NUMBERS THAT DO NOT HAVE A LINE PRESENT INDICATE THAT PHYSICAL PARTS ARE AVAILABLE FOR ORDERING.

CONTACT DELPHI SALES TO ASSURE AVAILABILITY OF PARTS.

DWG TYPE: PART DRAWING

STYLE

VOLUME (CM³)

DISTR CODE: D

UNLESS OTHERWISE SPECIFIED

THIS DOCUMENT IS IN ACCORDANCE WITH ASME Y14.5M-1994 AS AMENDED BY THE ISO GEOMETRICAL DIMENSIONING AND TOLERANCING ADDENDUM-2001. SEPARATE PATTERNS OF FEATURES MAY BE GAGED SEPARATELY REGARDLESS OF DATUM REFERENCES.

ALL DIMENSIONS ARE IN MILLIMETERS

REFERENCE

THIRD ANGLE PROJECTION

DO NOT SCALE
USE MATH DATA

NX

DELPHI

DELPHI PACKARD ELECTRICAL/ELECTRONIC ARCHITECTURE
WARREN, OH

COPYRIGHT 1998 DELPHI CORPORATION AND/OR ITS AFFILIATES. ALL RIGHTS RESERVED.
UNPUBLISHED WORK.
THIS DRAWING IS THE PROPERTY OF DELPHI CORPORATION AND CONTAINS DELPHI CONFIDENTIAL INFORMATION. THE REPRODUCTION, DISTRIBUTION AND UTILIZATION OF THIS DOCUMENT OR ITS RELATED DATA WITH OTHER PARTIES, EXCEPT AS PERMITTED BY CONTRACT OR LAW, WITHOUT EXPRESS AUTHORIZATION, IS PROHIBITED.

		DATE
DR		
APVD1	JORGE IBARRA	29MY98
APVD2	OSCAR OCHOA	02JN98
APVD3	O. GALLEGOS	16JL98
APVD4		
APVD5		

SUBSTANCES OF CONCERN AND RECYCLED CONTENT PER DELPHI 1094900

MATERIAL: SEE CHART

DRAWING NAME: TAXI TERM F M/P 280 SEALED

DRAWING NUMBER: 12089195

SIZE	SCALE	FRAME NO	SHEET NO	STG	REV	N/P
A0	10:1	1 OF 1	1 OF 1	R	08	-

Date: 06-Mar-15 Time: 11:14