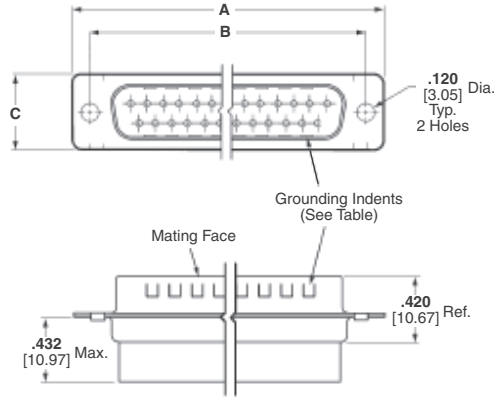


**HDP-20 Crimp Snap-In Contact Connectors** (Continued)



**Plug**



**Material and Finish:**

**Shell**—Steel, zinc or tin plated  
**Insert**—94V-0 rated thermoplastic, black

**Mounting Holes:**

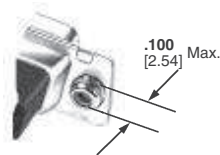
**Standard**—.120 [3.05] Dia.  
**Clinch Nut**—4-40 threads with self-locking feature

**Related Product Data:**

- Contact Arrangements**—page 40
- Performance Characteristics**—page 41
- Contacts**—pages 100, 101
- Application Tooling**—page 102
- Mateable Connectors:**
- HDE**—pages 110-123
- HDP**—pages 90-102
- HD-20 Board Mount**—pages 54-71, 78-85, 87-89
- Mating/Panel Mounting**—page 42
- Cable Clamps**—pages 132, 133, 135-137, 140, 141, 144, 145
- Mating Hardware**—pages 146-150, 153, 155

**Technical Documents:**

- Product Specification**—108-40005
- Application Specifications**—114-10000, 114-40030

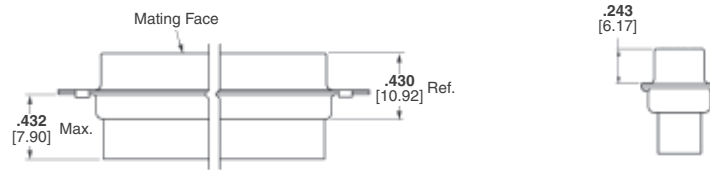
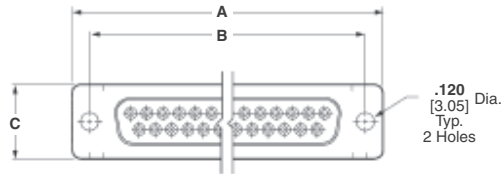


**Clinch Nut**  
(Plug and Receptacle)

**Note:** Instruction Sheets for TE Tooling are packaged with the tooling. For additional information call the Tooling Assistance Center: **1-800-722-1111**.

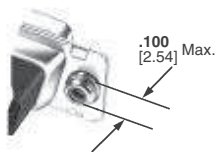
**HDP-20 Crimp Snap-In Contact Connectors (Continued)**

**Receptacle**



Shell Size	No. of Contact Positions	Dimensions			Insert Material	Mounting Method	Plug Part Numbers			Receptacle Part Nos.	
		A	B	C			Zinc Plated Shell	Tin Plated Shell		Zinc Plated Shell	Tin Plated Shell
								Without Grounding Indents	With Grounding Indents		
1	9	1.213 30.81	.984 24.99	.494 12.55	94V-0	Standard	205204-9	205204-8	205204-4	205203-8	205203-3
						Clinch Nut	—	1658642-2	1658642-1	—	1658643-1
2	15	1.541 39.14	1.312 33.33	.494 12.55	94V-0	Standard	205206-9	205206-8	205206-3	205205-7	205205-2
						Clinch Nut	—	—	5745908-2	—	1658644-1
3	25	2.088 53.04	1.852 47.04	.494 12.55	94V-0	Standard	5205208-1	207464-7	207464-2	5205207-1	207463-1
						Clinch Nut	—	—	5745036-2	207516-6	207516-5
4	37	2.729 69.32	2.500 63.50	.494 12.55	94V-0	Standard	205210-8	205210-7	205210-3	205209-7	205209-2
						Clinch Nut	—	—	745135-4	—	5207661-3
5	50	2.635 66.93	2.406 61.11	.605 15.37	94V-0	Standard	1658641-3	1658641-1	1658641-2	1658640-2	1658640-1
						Clinch Nut	—	—	5745883-2	—	5745884-1

**Note:** Plugs accept size 20 DF pin contacts and receptacles accept size 20 DF socket contacts.



**Clinch Nut**  
(Plug and Receptacle)

**Note:** Instruction Sheets for TE Tooling are packaged with the tooling. For additional information call the Tooling Assistance Center: **1-800-722-1111**.

**Note:** All part numbers are RoHS compliant.