


enclosures size "21.21"

- insulating type page: 153 ÷ 154
- metallic type page: 155 ÷ 156
- aggressive environments page: 157
- EMC page: 158

- features according to EN 61984:
- 10A 50V 0,8kV 3**
- UL, CSA, CCC, GL certified
- for maximum current load, see the insert load curve section on page 29
- for contact crimping instructions, please see the crimping tool section (10A contacts, CDF and CDM series) on pages 296, 300, 304, 306, 308
- coding pin with loss of a contact CR CP

inserts, crimp connections



10A crimp contacts silver and gold plated



description	part No.	part No.	part No.
-------------	----------	----------	----------

without contacts (to be ordered separately)
 female inserts for female contacts ¹⁾
 male inserts for male contacts

CDF 08
CDM 08

10A female contacts

0.14÷0.37 mm ²	AWG 26÷22	identification No. 1
0.5 mm ²	AWG 20	identification No. 2
0.75 mm ²	AWG 18	identification No. ②
1 mm ²	AWG 18	identification No. 3
1.5 mm ²	AWG 16	identification No. 4
2.5 mm ²	AWG 14	identification No. 5

CDFA 0.3	silver plated	CDFD 0.3	gold plated
CDFA 0.5		CDFD 0.5	
CDFA 0.7		CDFD 0.7	
CDFA 1.0		CDFD 1.0	
CDFA 1.5		CDFD 1.5	
CDFA 2.5		CDFD 2.5	

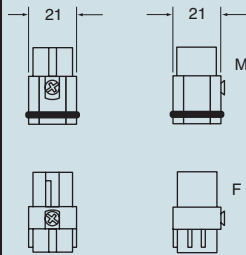
10A male contacts

0.14÷0.37 mm ²	AWG 26÷22	identification No. 1
0.5 mm ²	AWG 20	identification No. 2
0.75 mm ²	AWG 18	identification No. ②
1 mm ²	AWG 18	identification No. 3
1.5 mm ²	AWG 16	identification No. 4
2.5 mm ²	AWG 14	identification No. 5

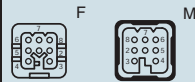
CDMA 0.3	silver plated	CDMD 0.3	gold plated
CDMA 0.5		CDMD 0.5	
CDMA 0.7		CDMD 0.7	
CDMA 1.0		CDMD 1.0	
CDMA 1.5		CDMD 1.5	
CDMA 2.5		CDMD 2.5	

¹⁾ the female inserts can be mounted into the straight bulkhead housings CK I from the rear

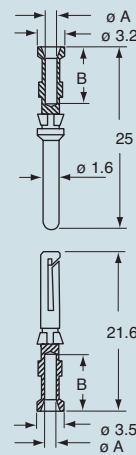
dimensions in mm



contacts side (front view)



dimensions in mm



N.B.:
 plug inserts with new, square shaped seal for IP44 and IP66/IP67 protection rating (see "21.21" size enclosures section from page 153)

CDF and CDM contacts

conductor section mm ²	conductor slot	
	ø A (mm)	B (mm)
0.14÷0.37	0.9	8
0.5	1.1	8
0.75	1.3	8
1.0	1.45	8
1.5	1.8	8
2.5	2.2	6

- stripping length see section feature of inserts on page 13

dimensions indicated are not binding and may be changed without notice

CD