SYMBOL DEFINITION			MISSING SYMBOLS
A DIMENSION WITHOUT AN INSPECTION REPORT SYMBOL ( ) DOES NOT REQUIRE INSPECTION. IT MAY BE CONTROLLED ON THE INDIVIDUAL COMPONENT DRAWING.	TOTAL NO OF INSPECTIONS REQUIRED	10	NO MISSING SYMBOL NUMBER
	LAST NO. USED	7	

DWG STATUS					ZONE	REVISION HISTORY	AUTH	DR	APVD 1	APVD 2
DATE	STG	REV	N/P	CHG						
14AU02	R	01	-	-		15423525 - RELEASED	228708	RH	RH	JH
14AU02	R	02	-	-		12033872 - WAS SEPARATE DWG AND 18.55 WAS 18.6	228711	RH	RH	JH
11APO3	R	03	-	-		ALL PARTS -ADDED INJECTION MOLD PULL-OUT RIBS	239764	RCH	RCH	JH
12JL06	R	04	-	-		15423525 - MAT'L SPEC WAS M3592002	282463	CCV	AUG	JGS
30NO06	R	05	-	-		12033872 - MAT'L SPEC WAS M3592002	287441	GLG	MRF	GGJ



TYPE 102
SAME AS TYPE 101
EXCEPT AS SHOWN

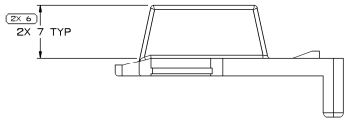

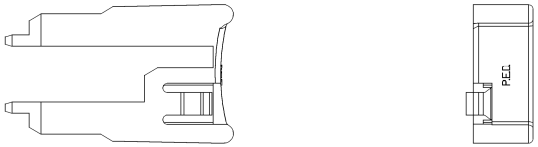

OPTIONAL CONSTRUCTION

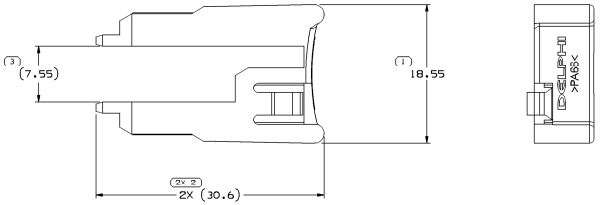

TYPE 101

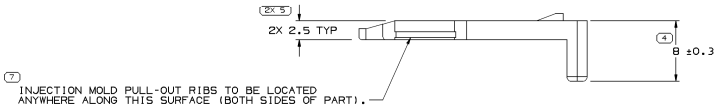

NOTES

1. UNLESS OTHERWISE SPECIFIED AND/OR INDICATED:

   DIMENSIONS ARE TO FACE OF VIEW SHOWN AND AUTOMATICALLY ROUNDED BY COMPUTER FOR INSPECTION (SEE MATH MODEL FOR PRECISE DIMENSIONS). FOR ALL OTHER DIMENSIONS NOT SHOWN BUT REQUIRED FOR TOOL BUILD, SEE MATH MODEL FOR PRECISE TOOL PATH DATA.

2. MATERIAL RECYCLING CODE PER ISO 11469. (1)X(0.1) RAISED CHARACTERS AS SHOWN TO BE LOCATED ON ANY EXTERIOR SURFACE. OPTIONAL CONSTRUCTION TO BE NO MATERIAL RECYCLING CODE.

3. THIS PART IS NOT CONTROLLED FOR AUTOMATIC FEEDING.

4. (1)X(0.1) RAISED DELPHI CORPORATE BRAND TO BE LOCATED ON ANY EXTERIOR SURFACE, PREFERABLY VISIBLE AT FINAL ASSEMBLY. OPTIONAL CONSTRUCTION TO BE "PED" OR NO LOGO.

PART NO	STG	REV	N/P	STATUS	MATERIAL SPECIFICATION AND COLOR	TYPE	MATING CONNECTOR	VOL CM³
15423525	R	02			M3592024 PA66 HS IM CRM	102	15423524	1.119
12033872	R	11	-		M3592024 PA66 HS IM CRM	101	12033871 & 12034003	0.873

(4) PROCESS SENSITIVE DIMENSION

DIMENSIONS ENCLOSED IN ( ) INDICATE REFERENCE DIMENSIONS AND NO TOLERANCE LIMITS ARE ESTABLISHED

DIMENSIONAL RANGE (MM)												
FROM	> 0	> 20	> 30	> 70	> 100	> 150	> 200	> 250	> 300	CHART	ET
TO	20	30	70	100	150	200	250	300	400		
TOLERANCE UNLESS OTHERWISE SPECIFIED												
±0.15	±0.21	±0.25	±0.4	±0.45	±0.6	±0.8	±1	±1.2				
ANGULAR TOLERANCE ±2°												

DWG TYPE: PART DRAWING

STYLE:

VOLUME (CU³): SEE CHART

DISTR CODE:

UNLESS OTHERWISE SPECIFIED

THIS DOCUMENT IS IN ACCORDANCE WITH ASME Y14.5M-1994 AS AMENDED BY ISO 10 BASIC STANDARDS AND TOLERANCES DEFINED ON THIS DWG. ALL GEOMETRIC TOLERANCES APPLY AT 20°C UNLESS OTHERWISE SPECIFIED. THIS FORM OF MMC DOES NOT APPLY WHEN RELATIONSHIP BETWEEN FEATURES IS EXPRESSED BY ORIENTATION OR LOCATION TOLERANCES. SEPARATE POSITION CALLOUTS MAY BE GIVEN SEPARATELY, REGARDLESS OF DATUM REFERENCE.

ALL DIMENSIONS ARE IN MILLIMETERS

REFERENCE

THIRD ANGLE PROJECTION

DO NOT SCALE
USE MATH DATA

UGS GRAPHICS

DELPHI

DELPHI PACKARD ELECTRIC SYSTEMS
WARREN, OH

		DATE
DR		
APVD1	R. HERMOSILLO	14AU02
APVD2	R. HERMOSILLO	22AU02
APVD3	J. HORIUCHI	23AU02
APVD4		
APVD5		

SUBSTANCES OF CONCERN AND RECYCLED CONTENT PER DELPHI (DS4900)

MATERIAL: SEE CHART

DRAWING NAME: TAXI LOCK SECONDARY TPA M/P

DRAWING NUMBER: 15443903

SIZE	SCALE	FRAME NO	SHEET NO	STG	REV	N/P
A0	4:1	1 OF 1	1 OF 1	R	05	-

Date: 13-Dec-06 Time: 11:18
Part: 15443903-05S01-S01
Size: A0
Scale: 4:1