

**MOD II Low Cost Line Breakaway Pin Headers**

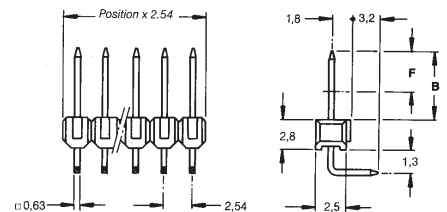

Right Angle, Single Row 0.63mm Square Post

**Specification:**

- Housing** - Green polyester, glass filled, UL 94V-0 rated
- Posts** - Phosphor bronze, plated as follows:
- Plating A** - Contact Zone (Area F) 0.8 µm gold over 1.3 µm nickel
- Soldering Zone 3 µm min. tin over 1.3 µm nickel
- Plating B** - 2 µm min. tin over 1.3 µm nickel

**Mating Connectors:**

- HV100 PCB Receptacles - Pages 24-28
- HV190 PCB Receptacles - Page 29
- MOD IV Receptacle Housings - Page 34



**Technical Documents:**

Product Specification - 108-18012

No. of Positions	B=5.8 F=4.4 Part Number		B=6.7 F=4.4 Part Number		B=8.0 F=4.4 Part Number	
	Plating A	Plating B	Plating A	Plating B	Plating A	Plating B
2	826652-2	826949-2	826631-2	826947-2	826654-2	826951-2
3	826652-3	826949-3	826631-3	826947-3	826654-3	826951-3
4	826652-4	826949-4	826631-4	826947-4	826654-4	826951-4
5	826652-5	826949-5	826631-5	826947-5	826654-5	826951-5
6	826652-6	826949-6	826631-6	826947-6	826654-6	826951-6
7	826652-7	826949-7	826631-7	826947-7	826654-7	826951-7
8	826652-8	826949-8	826631-8	826947-8	826654-8	826951-8
9	826652-9	826949-9	826631-9	826947-9	826654-9	826951-9
10	1-826652-0	1-826949-0	1-826631-0	1-826947-0	1-826654-0	1-826951-0
20	2-826652-0	2-826949-0	2-826631-0	2-826947-0	2-826654-0	2-826951-0
50	5-826652-0	5-826949-0	5-826631-0	5-826947-0	5-826654-0	5-826951-0

For part numbers of positions not shown, please combine dash numbers appropriately

**MOD II Low Cost Line Breakaway Pin Headers**

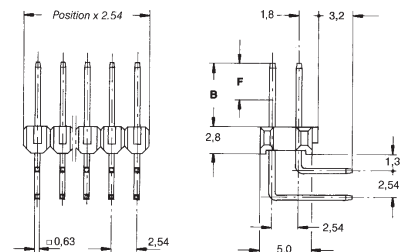

Right Angle, Double Row 0.63mm Square Post

**Specification:**

- Housing** - Green polyester, glass filled, UL 94V-0 rated
- Posts** - Phosphor bronze, plated as follows:
- Plating A** - Contact Zone (Area F) 0.8 µm gold over 1.3 µm nickel
- Soldering Zone 3 µm min. tin over 1.3 µm nickel
- Plating B** - 2 µm min. tin over 1.3 µm nickel

**Mating Connectors:**

- HV100 PCB Receptacles - Pages 24-28
- HV190 PCB Receptacles - Page 29
- MOD IV Receptacle Housings - Page 34



**Technical Documents:**

Product Specification - 108-18012

No. of Positions	B=5.8 F=4.4 Part Number		B=6.7 F=5.5 Part Number		B=8.0 F=4.4 Part Number	
	Plating A	Plating B	Plating A	Plating B	Plating A	Plating B
2x2	826662-2	826955-2	826634-2	826953-2	826664-2	826957-2
2x3	826662-3	826955-3	826634-3	826953-3	826664-3	826957-3
2x4	826662-4	826955-4	826634-4	826953-4	826664-4	826957-4
2x5	826662-5	826955-5	826634-5	826953-5	826664-5	826957-5
2x6	826662-6	826955-6	826634-6	826953-6	826664-6	826957-6
2x7	826662-7	826955-7	826634-7	826953-7	826664-7	826957-7
2x8	826662-8	826955-8	826634-8	826953-8	826664-8	826957-8
2x9	826662-9	826955-9	826634-9	826953-9	826664-9	826957-9
2x10	1-826662-0	1-826955-0	1-826634-0	1-826953-0	1-826664-0	1-826957-0
2x20	2-826662-0	2-826955-0	2-826634-0	2-826953-0	2-826664-0	2-826957-0
2x50	5-826662-0	5-826955-0	5-826634-0	5-826953-0	5-826664-0	5-826957-0

For part numbers of positions not shown, please combine dash numbers appropriately