SYMBOL DEFINITION			MISSING NUMBERS
A DIMENSION WITHOUT AN INSPECTION REPORT SYMBOL (▭) DOES NOT REQUIRE INSPECTION. IT MAY BE CONTROLLED ON AN INDIVIDUAL COMPONENT DRAWING.	TOTAL NO. OF SYMBOLS ON DRAWING	11	
	LAST NO. USED	19	

DWG STATUS				ZONE	REVISION HISTORY	AUTH	DR	APVD 1	APVD 2
DATE	STG	REV	N/P	CHG					
15MY02	R	01	-	-	CLEARED REV COL; ALL PARTS - ADDED LOGO NOTE & RECYCLING CODE NOTES & ADDED NOTE AND REVISED MAT'L SPEC	225437	OBO	RH	ET
28JN02	R	02	-	-	ALL PARTS - REVISED MATERIAL SPEC FROM PA6 TO PA66	226918	JOR	EOV	RC
30JN03	R	03	-	-	ADDED OPTIONAL CONSTRUCTION FOR TYPE 102	242896	JYD	JYD	RC
22JL03	R	04	-	-	ALL PARTS - REVISED TOLERANCES (2 PLCS)	243744	EOV	EOV	RC

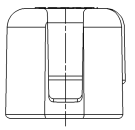

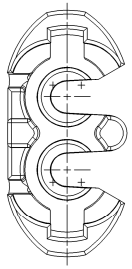

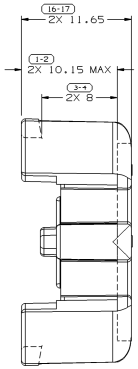

TYPE 102
SAME AS TYPE 101
EXCEPT AS SHOWN

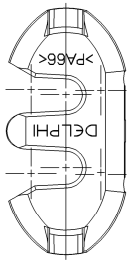

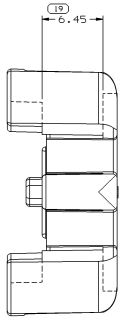

OPTIONAL CONSTRUCTION
TYPE 102

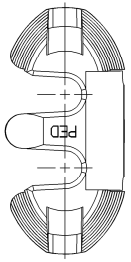

OPTIONAL CONSTRUCTION

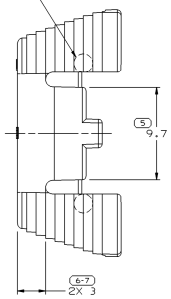

TYPE 101

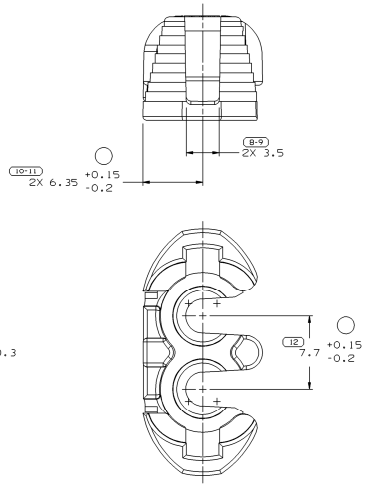

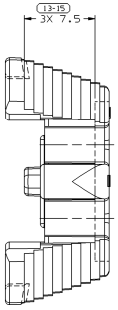

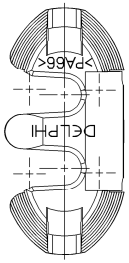

NOTES

1. UNLESS OTHERWISE SPECIFIED AND/OR INDICATED:
   DIMENSIONS ARE TO FACE OF VIEW SHOWN AND AUTOMATICALLY ROUNDED BY COMPUTER FOR INSPECTION (SEE MATH MODEL FOR PRECISE DIMENSIONS). FOR ALL OTHER DIMENSIONS NOT SHOWN BUT REQUIRED FOR TOOL BUILD, SEE MATH MODEL FOR PRECISE TOOL PATH DATA.
2. MATERIAL RECYCLING CODE >PA66< PER SAE J1344. (1.2)X(0.1) RAISED CHARACTERS AS SHOWN TO BE LOCATED ON ANY EXTERIOR SURFACE. OPTIONAL CONSTRUCTION TO BE NO MATERIAL RECYCLING CODE.
3. THIS PART IS NOT CONTROLLED FOR AUTOMATIC FEEDING.
4. MATING COMPONENTS OR EQUIVALENT:
   CONNECTOR 15300008
5. (1.2)X(0.1) RAISED DELPHI CORPORATE BRAND TO BE LOCATED ON ANY EXTERIOR SURFACE, PREFERABLY VISIBLE AT FINAL ASSEMBLY. OPTIONAL CONSTRUCTION TO BE "PED" OR NO LOGO.

PART NO	REV	N/P	STATUS	MATERIAL SPECIFICATION AND COLOR	TYPE	VOLUME CM³
** 15300014	06	AB		M3592008 PA66 IM HS BLU	101-102	0.848
12191070	02	AA		M3592001 PA66 IM HS BLK	101	0.848
12186995	02	AA		M3592025 PA66 IM HS GRA MD	101	0.848
* 12162363	02	AB		M3592025 PA66 IM HS GRA MD	102	1.122

R 0.1 MAX
R 0.2 MAX
SHARP CORNER TOLERANCE

DIMENSIONAL RANGE (MM)										CHART E1
FROM TO	> 0 20	> 20 30	> 30 50	> 50 70	>100 150	>150 200	>200 250	>250 300	> 300 400	
TOLERANCE UNLESS OTHERWISE SPECIFIED										
	±0.15	±0.2	±0.25	±0.3	±0.4	±0.5	±0.6	±0.8	±1	±1.2
ANGULAR TOLERANCE ±2°										

THIRD ANGLE PROJECTION

DO NOT SCALE
USE MATH DATA

DWG TYPE: PART DRAWING
STYLE
VOLUME (CM³): SEE CHART
DISTR CODE
ROUTING: 6900

UNLESS OTHERWISE SPECIFIED
THIS DOCUMENT IS IN ACCORDANCE WITH ASME Y14.5M-1994 AS AMENDED BY THE GM GLOBAL DIMENSIONING AND TOLERANCING ADDENDUM - 1997. ALL GEOMETRIC TOLERANCES ARE TO BE MEASURED AT 23°C ± 2°C UNLESS OTHERWISE SPECIFIED. MMC DOES NOT APPLY WHEN RELATIONSHIP BETWEEN FEATURES IS ESTABLISHED BY ORIENTATION OR LOCATION TOLERANCES. SEPARATE POSITION CALLOUTS MAY BE GANED SEPARATELY, REGARDLESS OF DATUM REFERENCE.
ALL DIMENSIONS ARE IN MILLIMETERS

REFERENCE

DELPHI
DELPHI PACKARD ELECTRIC SYSTEMS
WARREN, OH

		DATE
DR		
APVD1	E.O. VAZQUEZ	13MY00
APVD2	C. MIRANDA	15MY00
APVD3	J. ALVAREZ	15MY00
APVD4		
APVD5		

SUBSTANCES OF CONCERN AND RECYCLED CONTENT PER DELPHI 10949001

MATERIAL: SEE CHART

DRAWING NAME: TAXI LOCK TPA M/P 280

DRAWING NUMBER: 12162505

SIZE	SCALE	FRAME NO	SHEET NO	STG	REV	N/P
A0	5:1	1 OF 1	1 OF 1	R	04	-