

## HDP-20 Connector Contacts, Precision Formed

**Contact Size 20 DF**  
**Pin Diameter .040 [1.02]**

**Material and Finish:**

**Pin**—Brass  
**Socket**—Phosphor bronze  
**Plated**  
**A**—Select—Gold flash over nickel on entire contact, with additional .000030 [0.00076] gold on mating end  
**B**—Duplex—.000030 [0.00076] gold on mating end, tin on termination end, with entire contact nickel underplated  
**C**—Gold flash over nickel on entire contact  
**D**—Duplex—Gold flash on mating end, tin on termination end, with entire contact nickel underplated

**Related Product Data:**

**Performance Characteristics**—page 41

**Connectors used with:**  
**HDP**—pages 92-97

**Application Tooling**—page 102

**Technical Documents:**

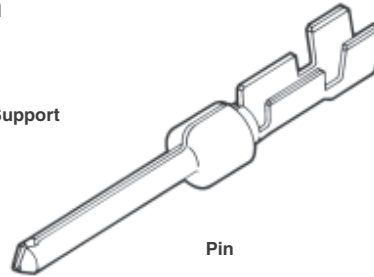
**Product Specification**—108-40005

**Application Specifications**—114-10000  
 114-40030

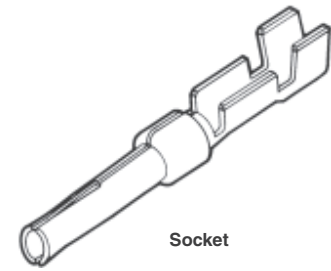
**Note:** Instruction Sheets for TE Tooling are packaged with the tooling. For additional information call the Tooling Assistance Center: **1-800-722-1111**.

**Crimp Snap-In Contacts**

With Insulation Support



Pin



Socket

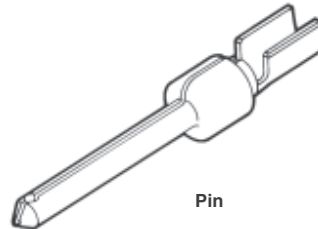
Wire Size Range AWG [mm <sup>2</sup> ]	Ins. Dia. Max.	Contact Finish (Plating Code)	Contact Part Numbers				Hand Tools for Loose Form Contacts		
			Pin		Socket		PRO-CRIMPER II Hand Tool	CERTI-CRIMP II Hand Tool (Color Code)	Applicators* for Strip Form Contacts
			Strip Form	Loose Form	Strip Form	Loose Form			
28-24 0.08-0.2	.040 1.02	A	66507-3	66507-9	66505-3	66505-9	58448-2	91503-1 (Blue Dot)	466423-4** 466901-1***
		B	1658540-4	1658540-5	1658538-2	—			
		C	66507-4	1-66507-0	66505-4	1-66505-0			
		D	1658540-1	1658540-2	1658538-3	1658538-1			
26-22 0.15-0.4	.040 1.27	A	66682-2	66682-4	66683-2	66683-4	—	91549-1 (Black Dot)	466963-1***
		B	5066682-9	—	1-5066683-0	—			
		C	745254-2	745254-6	745253-2	745253-6			
		D	5066682-6	—	5066683-7	—			
24-20 0.2-0.6	.060 1.52	A	66506-3	66506-9	66504-3	66504-9	58448-2	91503-1 (Red Dot)	466422-4** 466900-1***
		B	1658539-1	1658539-3	1658537-3	1658537-4			
		C	66506-4	1-66506-0	66504-4	1-66504-0			
		D	1658539-2	1658539-4	1658537-1	1658537-2			

\*For Part Nos. of Special Applicators and Applicators for other model machines, call the TE Tooling Assistance Center at **1-800-722-1111**.

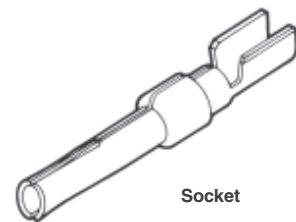
\*\*For use with AMP-O-LECTRIC Model "G" Terminating Machine.

\*\*\*For use with AMP-O-MATIC Model II Stripper-Crimper Machine.

Without Insulation Support



Pin



Socket

Wire Size Range AWG [mm <sup>2</sup> ]	Ins. Dia. Max.	Contact Finish (Plating Code)	Contact Part Numbers		Hand Tools for Loose Form Contacts	
			Pin	Socket	CERTI-CRIMP II Hand Tool (Color Code)	Applicators* for Strip Form Contacts
			Strip Form	Strip Form		
28-24 0.08-0.2	.068 1.73	A	205310-2	205311-3	91548-1 (Blue Dot)	466903-1***
		B	205202-2	205201-3		
		C	205202-6	205201-6		
24-20 0.2-0.6	.068 1.73	A	745229-2	745230-2	91548-1 (Red Dot)	466902-1***
		B	1658541-1	1658542-2		
		C	745229-5	745230-5		
		D	—	1658542-1		
22-18 0.4-0.8	.068 1.73	B	1658541-1	1658542-2	91513-1 (Green Dot)	466996-1***
		C	745229-5	745230-5		
		D	—	1658542-1		

**Note:** Wire insulation diameter is limited by the connector housing cavity and clearance for the insertion/extraction tool.

\*For Part Nos. of Special Applicators and Applicators for other model machines, call the TE Tooling Assistance Center at **1-800-722-1111**.

\*\*\*For use with AMP-O-MATIC Model II Stripper-Crimper Machine.

**Note:** All part numbers are RoHS compliant.

**HDP-20 Connector Contacts, Precision Formed** (Continued)

**Contact Size 20 DF**  
**Pin Diameter .040 [1.02]**  
**Material and Finish:**

**Pin**—Brass  
**Socket**—Phosphor bronze  
**Plated:**  
**A**—Duplex plated .000030 [0.00076] gold on mating end, with entire contact .000050 [0.00127] min. nickel under-plated  
**B**—Duplex plated gold flash on mating end, with entire contact .000050 [0.00127] min. nickel underplated

**Related Product Data:**  
**Performance Characteristics**—page 41  
**Connectors used with:**  
**HDP**—pages 92, 93

**Technical Documents:**  
**Product Specification**—108-40005  
**Application Specifications**—114-10000  
 114-40030

**Note:** Instruction Sheets for TE Tooling are packaged with the tooling. For additional information call the Tooling Assistance Center: **1-800-722-1111**.

**Contact Size 20 DF**  
**Pin Diameter .040 [1.02]**  
**Material and Finish:**

**Pin**—Brass  
**Socket**—Phosphor bronze  
**Plated**—Gold flash over nickel on entire contact, with additional .000030 [0.00076] gold on mating end

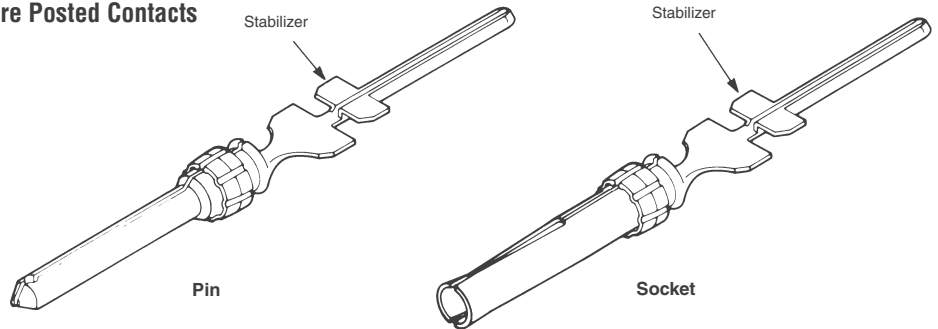
**Related Product Data:**  
**Performance Characteristics**—page 41  
**Connectors used with:**  
**HDP**—pages 92-97

**Technical Documents:**  
**Product Specification**—108-40005  
**Application Specification**—114-40030

**Insertion/Extraction Tool**  
**No. 91285-1**

This tool includes interchangeable tips to Insert/Extract:  
 Size 22, 28-22 AWG [0.08-0.4 mm<sup>2</sup>]  
 Size 20, Posted Contacts  
 (Instruction Sheet—408-9404)

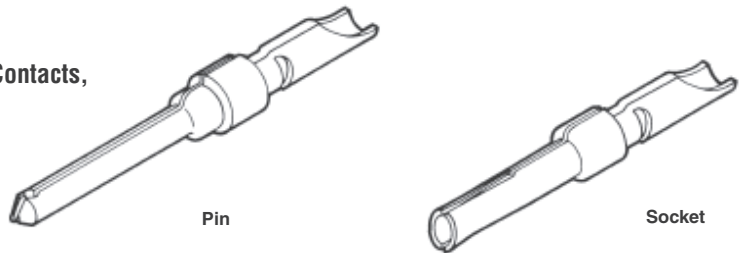
**.025 [0.64]**  
**Square Posted Contacts**



Contact Finish (Plating Code)	Loose Form Contact Numbers							
	.125 [3.18] Post Length*		.188 [4.78] Post Length*		.427 [10.85] Post Length*		.651 [16.54] Post Length*	
	Pin	Socket	Pin	Socket	Pin	Socket	Pin	Socket
A	—	5-745288-5	5-745287-4	7-745288-0	4-745287-7	5-745288-8	5-745287-0	6-745288-1
B	—	—	—	—	—	7-745288-2	—	7-745288-2

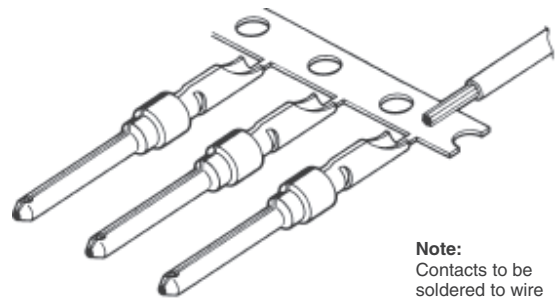
\*Length of post extending from rear of HDP-20 metal-shell connector.

**Solder Cup Contacts, Snap-In**



**18 AWG Max. Wire (.046 [1.17] Max. Conductor Diameter)**

Strip Form Contact Number		Loose Form Contact Number	
Pin	Socket	Pin	Socket
66570-2	66569-2	66570-3	66569-3



**Note:**  
 Contacts to be soldered to wire before being inserted into housing

**Note:** All part numbers are RoHS compliant.