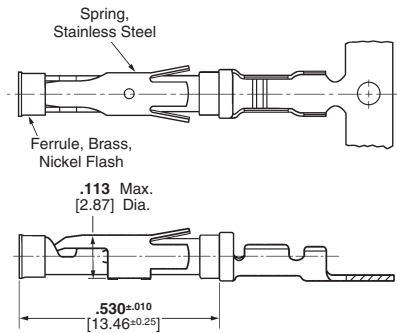
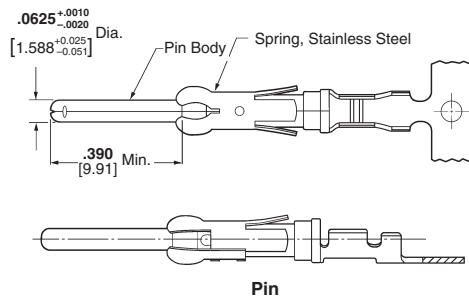



### Signal Contacts

#### Type III+, Crimp, Snap-In



**Material and Finish** — See chart.  
**Contact Body**—Brass or phosphor bronze  
**Retention Spring**—Stainless steel

**Application Tooling**—Page 29  
**Technical Documents**  
 114-10004 Application Specification  
 108-10042 Product Specification

#### Contact Size 16—Pin Diameter .062 [1.57] (Test Current, 13 Ampere)†

†Single contact, free-air test current is not to be construed as contact rating current. Use only for testing. Refer to contact current carrying capability information on page 8.

AWG	Wire Size Range mm <sup>2</sup>	Ins. Dia. Range	Contact Finish	Strip Form Contact No.		Loose Piece Contact No.		Tooling Part No.**			
				Pin	Socket	Pin	Socket	Loose Piece Hand Tool	Strip Form Applicators		
30-28	0.05-0.09	.015-.030 0.38-0.76	Gold/Nickel <sup>2</sup>	788085-3	788088-2	—	—	90716-1	567867-1*** or 567947-1*** or 680602-□***		
			Sel. Gold/Nickel <sup>3</sup>	788085-1	788088-1	788085-4	788088-3		—	—	
			Bright Tin	1-66425-2	1-66424-1	—	—		—	—	
30-26	0.05-0.15	.040-.060 <sup>1</sup> 1.02-1.52	Gold/Nickel <sup>2</sup>	66425-7	66424-7	66429-3	66428-3	91515-1 <sup>6</sup>	466598-□***		
			Sel. Gold/Nickel <sup>3</sup>	66425-8	66424-8	66429-4	66428-4			—	—
			Gold/Nickel <sup>2</sup>	66393-7	66394-7	—	—			—	—
26-24	0.12-0.2	.035-.055 <sup>1</sup> 0.89-1.40	Sel. Gold/Nickel <sup>3</sup>	66393-8	66394-8	66406-4	66405-4	91515-1 <sup>6</sup> or 58495-1*	466321-□*** or 466908-2***		
			Bright Tin	1-66106-5	1-66108-5	1-66107-1	1-66109-7			—	—
			Gold/Nickel <sup>2</sup>	66106-7	66108-7	66107-3	66109-3			—	—
24-20	0.2-0.6	.040-.080 <sup>1</sup> 1.02-2.03	Sel. Gold/Nickel <sup>3</sup>	66106-8	66108-8	66107-4	66109-4	91515-1 <sup>6</sup> or 58495-1*	466323-□*** or 466907-2***		
			Sel. Gold/Nickel <sup>4</sup>	—	66108-1	—	66109-1			—	—
			Bright Tin	2-66102-5	3-66104-0	1-66103-8	1-66105-9			—	—
18-16	0.8-1.4	.080-.100 <sup>1</sup> 2.03-2.54	Gold/Nickel <sup>2</sup>	66102-8	66104-8	66103-3	66105-3	91523-1 <sup>6</sup> or 90225-2 <sup>6</sup>	466324-□*** or 466942-1***		
			Sel. Gold/Nickel <sup>3</sup>	66102-9	66104-9	66103-4	66105-4			—	—
			Sel. Gold/Nickel <sup>4</sup>	—	66104-1	—	66105-1			—	—
18-14	0.8-2.0	.080-.100 <sup>1</sup> 2.03-2.54	Bright Tin	1-66564-2	1-66563-1	66566-7	66565-7	91523-1 <sup>6</sup> or 90225-2 <sup>6</sup>	466325-□*** or 466906-1***		
			Sel. Gold/Nickel <sup>3</sup>	66564-8	66563-8	66566-4	66565-4			—	—
			Bright Tin	1-66332-4	1-66331-4	1-66400-0	1-66399-0			—	—
18-14	0.8-2.0	.080-.100 <sup>1</sup> 2.03-2.54	Gold/Nickel <sup>2</sup>	66332-7	66331-7	66400-3	66399-3	91519-1 <sup>6</sup>	466326-□*** or 466923-2***		
			Sel. Gold/Nickel <sup>3</sup>	66332-8	66331-8	66400-4	66399-4			—	—
			Gold/Nickel <sup>2</sup>	66359-9	66358-9	66361-3	66360-3			—	—
18-14	0.8-2.0	.110-.150 <sup>5</sup> 2.79-3.81	Sel. Gold/Nickel <sup>3</sup>	1-66359-0	1-66358-0	66361-4	66360-4	91521-1 <sup>6</sup>	466958-1*** or 567364-□***		
			Sel. Gold/Nickel <sup>4</sup>	—	66358-1	—	66360-1			—	—
			Bright Tin	66597-8	66598-9	66602-8	66601-9			—	—
			Sel. Gold/Nickel <sup>3</sup>	66597-2	66598-2	66602-2	66601-2	—	—		

<sup>1</sup>Overall insulation crimp diameter, including crimp barrel, must not exceed .125 [3.18].  
<sup>2</sup>.000015 [0.00038] gold in the mating area over .000050 [0.00127] min. nickel.  
<sup>3</sup>.000030 [0.00076] gold in the mating area, with gold flash on remainder, over .000050 [0.00127] min. nickel.  
<sup>4</sup>.000030 [0.00076] gold in the mating area, with gold gradient on remainder, over .000050 [0.00127] min. nickel.  
<sup>5</sup>Phosphor Bronze

<sup>6</sup>Contacts can ONLY be used in: Metrimate; CPC Series 1 (Arr. 23-24), Series 4 (Arr. 23-13M, 23-16M, 23-22M), and VDE connectors.  
<sup>7</sup>To use with the 626 Pneumatic Tool: remove crimping head from Straight Action Hand Tool (SAHT), order SAHT Adapter Part No. 217201-1, Adapter Holder Part No. 356304-1 (with ratchet) or 189928-1 (without), and Power Unit Part No. 189721-1 (hand actuated) or 189722-1 (foot actuated).

<sup>8</sup>Standard reeling of strip form contacts.  
<sup>9</sup>Commercial PRO-CRIMPER II hand tool for field repair only. Note: Die Set can be adapted for use with 626 Pneumatic Tool System. Insertion Tool Part No. 91002-1 (for insulation diameters .070 [1.78] or less), No. 200893-2 (for insulation diameters .090 [2.29] max.).  
 Extraction Tool Part No. 305183. (Instruction Sheet 408-1216)  
 \*\*There are power options available for these tools/dies. See Battery Powered Crimp Tool Kit and SDE Electric Terminator on page 30.  
 \*\*\*Call Technical Support for Machine Applicator Part Numbers.

**Note:** All part numbers are RoHS compliant.