

enclosures: size "21.21"  
 insulating type ..... page: 153 ÷ 154  
 metallic type ..... page: 155 ÷ 156  
 aggressive environments page: 157  
 EMC ..... page: 158

- features according to EN 61984:  
 16A 230/400V 4kV 3
- UL, CSA, CCC, GL certified
- for maximum current load, see the insert load curve section on page 30
- inserts and enclosures for applications with temperatures up to 180 °C, available on request
- for contact crimping instructions, please see the crimping tool section (16A contacts, CCF, CCM and CC...AN series) on pages 296, 300, 304, 306, 308
- coding pins CR Q12

inserts, crimp connections



16A crimp contacts  
 normal and for advanced opening  
 silver and gold plated

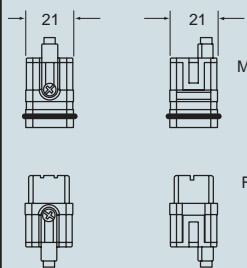


description	part No.	part No.	part No.
without contacts (to be ordered separately) female inserts for female contacts male inserts for male contacts	CQF 05 CQM 05		
<b>16A female contacts</b> 0.5 mm <sup>2</sup> AWG 20 with no grooves 0.75 mm <sup>2</sup> AWG 18 one groove (back side) 1 mm <sup>2</sup> AWG 18 one groove 1.5 mm <sup>2</sup> AWG 16 two grooves 2.5 mm <sup>2</sup> AWG 14 three grooves 3 mm <sup>2</sup> AWG 12 one wide groove 4 mm <sup>2</sup> AWG 12 with no grooves		CCFA 0.5 CCFA 0.7 CCFA 1.0 CCFA 1.5 CCFA 2.5 CCFA 3.0 CCFA 4.0	CCFD 0.5 CCFD 0.7 CCFD 1.0 CCFD 1.5 CCFD 2.5 CCFD 3.0 CCFD 4.0
<b>16A male contacts</b> 0.5 mm <sup>2</sup> AWG 20 with no grooves 0.75 mm <sup>2</sup> AWG 18 one groove (back side) 1 mm <sup>2</sup> AWG 18 one groove 1.5 mm <sup>2</sup> AWG 16 two grooves 2.5 mm <sup>2</sup> AWG 14 three grooves 3 mm <sup>2</sup> AWG 12 one wide groove 4 mm <sup>2</sup> AWG 12 with no grooves		CCMA 0.5 CCMA 0.7 CCMA 1.0 CCMA 1.5 CCMA 2.5 CCMA 3.0 CCMA 4.0	CCMD 0.5 CCMD 0.7 CCMD 1.0 CCMD 1.5 CCMD 2.5 CCMD 3.0 CCMD 4.0
<b>16A male crimp contacts for advanced opening</b> 0.5 mm <sup>2</sup> AWG 20 with no grooves 0.75 mm <sup>2</sup> AWG 18 one groove (back side) 1 mm <sup>2</sup> AWG 18 one groove 1.5 mm <sup>2</sup> AWG 16 two grooves 2.5 mm <sup>2</sup> AWG 14 three grooves		CC 0.5 AN CC 0.7 AN CC 1.0 AN CC 1.5 AN CC 2.5 AN	

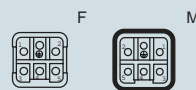
N.B.:  
 can also be used partially fitted with 4 mm<sup>2</sup> section contacts.

plug inserts with new, square shaped seal for IP44 and IP66/IP67 protection rating (see "21.21" size enclosures section from page 153)

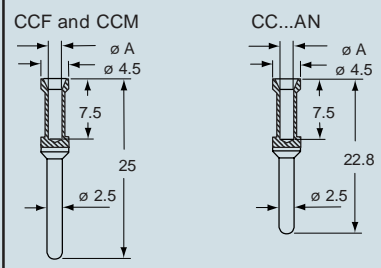
dimensions in mm



contacts side (front view)



dimensions in mm



CCF, CCM and CC..AN contacts

conductor section mm <sup>2</sup>	ø slot A (mm)
0.5	1.1
0.75	1.3
1.0	1.45
1.5	1.8
2.5	2.2
3	2.55
4	2.85

- stripping length see section feature of inserts on page 13

dimensions indicated are not binding and may be changed without notice