THIS DRAWING IS UNPUBLISHED. RELEASED FOR PUBLICATION 2005
© COPYRIGHT 2005 Tyco Electronics AMP GmbH ALL RIGHTS RESERVED.

LOC	DIST
A1	-

REVISIONS

P	LTR	DESCRIPTION	DATE	DWN	APVD
	F	REVISED	18AUG2012	MZ	JC

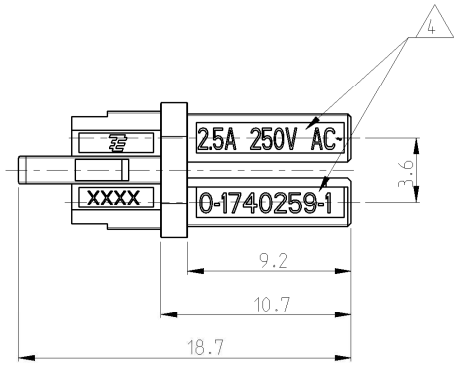

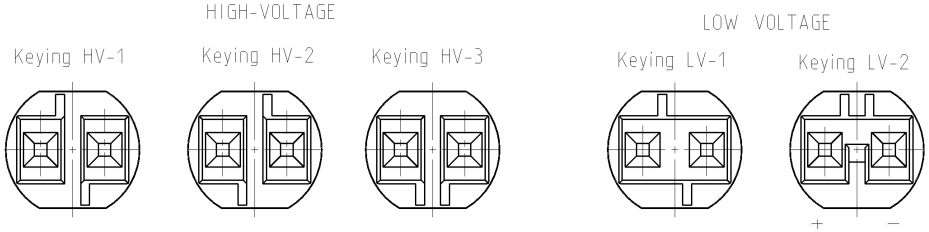

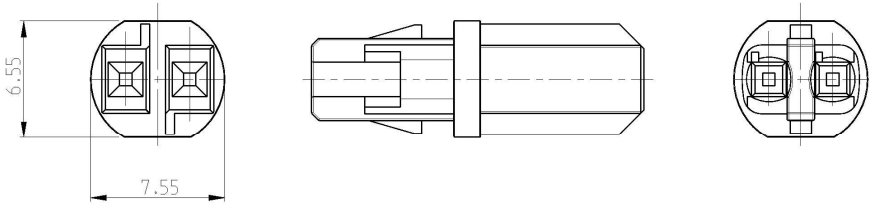

Remarks:

1. cavities designed for MQS socket contact PN 1740336-x
2. Counterpart is Outlet PN 1740262-x and corresponding products of the MiniHVL family

△3 Polarity marking +/- permanent / usable for DC version

△4 PN specific marking

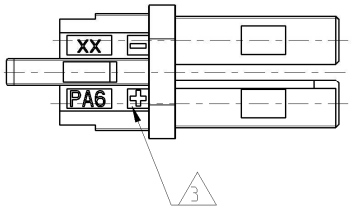

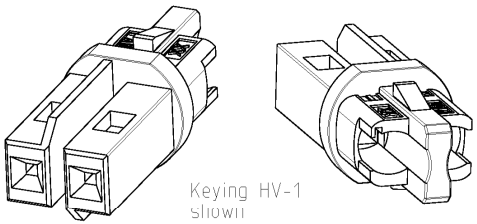

Keying HV-1 shown

Keying	PN	Rev.	REMARKS	Marking △4	COLOR
LV-2	0-1740449-2	D	LOW-VOLTAGE 42V DC	7A/42V DC=	YELLOW
LV-1	0-1740449-1	D	LOW-VOLTAGE 42V AC	7A/42V AC~	LIGHT GREY
HV-3	0-1740259-6	D	HIGH-VOLTAGE 125 V AC	6A/125V AC~	BLUE
HV-2	0-1740259-5	E	Switch	max. 7A	RED
HV-1	0-1740259-2	D	HIGH-VOLTAGE 250V AC	2.5A/250V AC~	BLACK (ANTHRACITE)
HV-1	0-1740259-1	D	HIGH-VOLTAGE 250V AC	2.5A/250V AC~	NATURAL/WHITE

1:1

THIS DRAWING IS A CONTROLLED DOCUMENT.

DIMENSIONS: mm

TOLERANCES UNLESS OTHERWISE SPECIFIED:
0 PLC ±0.2
1 PLC ±0.2
2 PLC ±0.2
3 PLC ±
4 PLC ±
ANGLES ±1°

MATERIAL: PA 6
FINISH: -

DWN H.ATZMANN 08FEB2005
CHK OFENLOCH 08FEB2005
APVD BARTOSCH 08FEB2005
PRODUCT SPEC 108-94018
APPLICATION SPEC 114-18751
WEIGHT 0.4 g

TE Connectivity

NAME 7.5mm MiniHVL CONNECTOR SYSTEM PLUG
-

SIZE	CAGE CODE	DRAWING NO	RESTRICTED TO
A2	00779	C-1740259	-

CUSTOMER DRAWING

SCALE 5:1 SHEET 1 OF 1 REV F

1471-9 (3/11)