

inserts:		page
<b>CD</b> .....	25 poles + ⊕	42
<b>CDD</b> .....	38 poles + ⊕	54
<b>CDA</b> .....	16 poles + ⊕	68
<b>CDC</b> .....	16 poles + ⊕	69

## bulkhead mounting housings with single lever

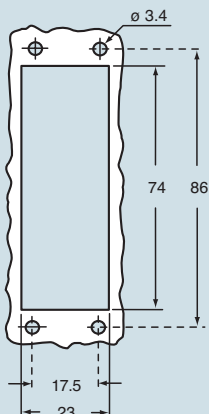


## surface mounting housings with single lever



description	part No.	part No.	entry Pg	part No.	entry M
with basic lever	<b>CZI 25 L</b>				
with basic lever and cover	<b>CZI 25 LS</b>				
with basic lever, high construction		<b>CZAP 25 L</b>	16		
with basic lever, high construction		<b>CZAP 25 L2</b>	16 x 2	<b>MZAP 25 L225</b>	25 x 2
with basic lever, high construction		<b>CZAP 25 L21</b>	21	<b>MZAP 25 L25</b>	25
with basic lever and cover, high construction		<b>CZAP 25LS221</b>	21 x 2	<b>MZAP 25LS225</b>	25 x 2

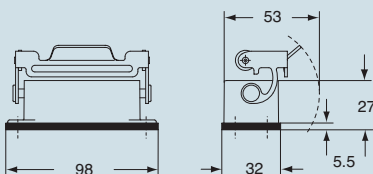
panel cut-out for bulkhead mounting housings in mm



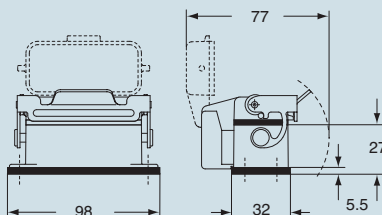
**N.B.:** the enclosures ensure IP66 protection rating when mated and locked with the closing levers.

dimensions in mm

### CZI L

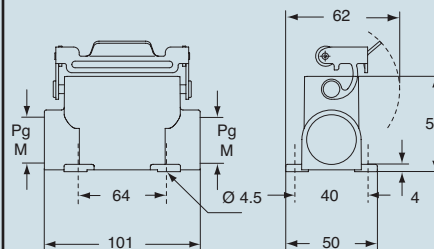


### CZI LS

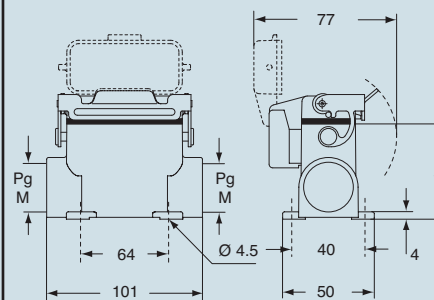


dimensions in mm

### CZAP L and MZAP L



### CZAP LS and MZAP LS



**CALUS**® Type 4/4X/12

dimensions indicated are not binding and may be changed without notice